












































FCCI
























Research & Development Center
















































World Forest Area
Prepared By
Muhammad Faizan
M.sc (Hons) ERE
























Rank	Country	Forest area	% Forest
		(km ²)	
1	 Russia	8,149,300	49.40%
2	 Canada	4,916,438	49.24%
3	 Brazil	4,776,980	56.10%
4	 United States	3,100,950	33.84%
5	 China	2,083,210	21.83%
6	 Australia	1,250,000	16.00%
7	 Democratic Republic of the Congo	1,172,704	50.00%
8	 Argentina	945,336	34.00%
9	 Indonesia	884,950	46.46%
10	 India	802,088	24.68%
11	 Mexico	710,000	36.50%
12	 Peru	687,420	53.49%
13	 Sudan	675,460	26.96%
14	 Mozambique	620,000	78.00%
15	 Colombia	607,280	53.32%
16	 Angola	591,040	47.41%
17	 Bolivia	587,400	53.47%
18	 Venezuela	471,378	51.68%
19	 Myanmar	430,560	63.64%
20	 Zambia	376,309	50.00%
























21		Tanzania	352,570	37.22%
22		Sudan	327,909	17.62%
23		Papua New Guinea	294,370	63.60%
24		Sweden	280,730	68.95%
25		Zimbabwe	259,267	66.35%
26		Japan	253,203	67.00%
27		France	246,640	36.76%
28		Finland	233,320	72.00%
29		Central African Republic	227,550	36.53%
30		Gabon	227,517	85.00%
31		Republic of the Congo	224,710	65.70%
32		Turkey	216,781	27.60%
33		Cameroon	212,450	44.68%
34		Malaysia	195,200	59.50%
35		Paraguay	184,750	45.42%
36		Spain	184,180	36.70%
37		Laos	170,000	71.60%
38		Chile	158,781	21.00%
39		Guyana	151,040	70.26%
40		South Sudan	148,196	23.00%
41		Suriname	147,760	90.20%
42		Thailand	147,620	29.00%
43		Madagascar	128,380	21.87%
























44		Mali	125,720	10.14%
45		Vietnam	123,000	37.14%
46		Norway	121,120	37.42%
47		Botswana	119,430	20.53%
48		Chad	119,210	9.28%
49		Ecuador	115,510	42.00%
50		Germany	114,190	32.00%
51		Niger	112,000	8.00%
52		Morocco	111,325	15.66%
53		Nigeria	110,890	12.00%
54		Iran	110,750	6.72%
55		Guatemala	108,894	51.00%
56		Italy	106,736	35.00%
57		Ukraine	105,000	17.00%
58		Mongolia	102,520	6.55%
59		Cambodia	93,350	51.56%
60		Poland	90,000	28.80%
61		South Africa	89,170	7.31%
62		Senegal	86,730	44.09%
63		New Zealand	85,424	31.87%
64		Belarus	80,334	38.60%
65		Namibia	76,610	9.29%
66		North Korea	76,240	73.00%

67		Philippines	71,620	23.87%
68		Somalia	71,310	11.18%
69		Romania	69,610	29.02%
70		Burkina Faso	67,940	24.78%
71		Honduras	67,254	60.00%
72		Guinea	67,240	27.35%
73		South Korea	63,346	63.20%
74		Benin	61,860	54.93%
75		Kazakhstan	54,498	2.00%
76		Nicaragua	51,890	39.80%
77		Uganda	50,000	20.74%
78		Panama	42,940	56.93%
79		Pakistan	42,240	5.31%
80		Algeria	42,000	1.70%
81		Turkmenistan	41,270	8.46%
82		Austria	39,600	47.20%
83		Ethiopia	39,313	3.56%
84		Greece	37,520	28.43%
85		Nepal	36,360	44.70%
86		Bulgaria	36,250	32.69%
87		Malawi	33,176	28.00%
88		Portugal	31,820	34.80%
89		Liberia	31,540	28.32%

90		Ivory Coast	30,000	9.30%
91		Latvia	28,807	60.00%
92		United Kingdom	28,650	11.76%
93		Georgia	28,577	41.00%
94		Sierra Leone	27,540	38.39%
95		Serbia	27,200	31.13%
96		Cuba	27,130	24.47%
97		Saudi Arabia	27,000	1.26%
98		Czech Republic	26,000	34.00%
99		Bosnia and Herzegovina	25,599	53.00%
100		Croatia	24,901	44.00%
101		Bhutan	24,764	70.46%
102		Ghana	24,600	10.20%
103		Estonia	23,066	61.00%
104		Solomon Islands	22,534 to 23,117	78.00 to 80.00%
105		Taiwan	21,588	60.00%
106		Lithuania	21,223	33.00%
107		Hungary	20,990	23.00%
108		Guinea-Bissau	20,720	57.36%
-		Tunisia	2,601	1.59%
110		Costa Rica	20,440	40.00%
111		Slovakia	20,006	40.80%

112		Uzbekistan	19,690	4.40%
113		Sri Lanka	19,330	29.46%
114		Belize	16,530	71.98%
115		Equatorial Guinea	16,320	58.18%
116		Eritrea	15,540	13.21%
117		Dominican Republic	13,384	27.50%
118		Kenya	13,200	2.27%
119		Oman	13,050	4.22%
120		Slovenia	12,574	62.02%
121		Switzerland	12,540	31.80%
122		Azerbaijan	11,400	13.17%
123		North Macedonia	10,285	40.00%
124		Fiji	10,000	54.72%
125		Bangladesh	8,710	6.05%
126		Kyrgyzstan	8,690	4.35%
127		Iraq	8,220	1.88%
128		Togo	8,000	14.00%
129		Timor-Leste	7,980	53.65%
130		Albania	7,716	26.84%
131		Ireland	7,540	11.07%
132		Uruguay	7,000	4.00%
133		Belgium	6,834	22.38%
134		Montenegro	6,252	45.26%

135		Denmark	6,120	14.20%
136		Bahamas	5,150	51.45%
137		Gambia	4,857	43.00%
138		Syria	4,610	2.49%
139		Yemen	4,490	0.85%
140		Vanuatu	4,470	36.67%
141		Tajikistan	4,100	2.87%
142		Netherlands	3,650	8.79%
143		Jamaica	3,308	30.10%
144		Moldova	3,290	9.72%
145		Rwanda	3,161	12.00%
146		United Arab Emirates	3,120	3.73%
147		El Salvador	2,980	14.16%
148		Armenia	2,974	10.00%
149		Brunei	2,780	48.22%
150		Mauritania	2,670	0.26%
151		Trinidad and Tobago	2,260	44.07%
152		Libya	2,170	0.12%
153		Iceland	1,930	2.00%
154		Cyprus	1,740	18.81%
155		Afghanistan	1,631	0.25%
156		Israel	1,600	7.00%
157		Lebanon	1,383	13.30%

158		Burundi	1,270	4.50%
159		Samoa	1,050	37.00%
160		Jordan	893	1.00%
161		Luxembourg	870	33.64%
162		Cape Verde	840	20.83%
163		Egypt	670	0.07%
164		Micronesia	630	89.74%
165		Mauritius	612	30.00%
166		Dominica	488	65.00%
167		Haiti	8,300	30.00%
168		Seychelles	407	89.45%
169		Palau	400	87.15%
170		São Tomé and Príncipe	270	28.01%
171		Eswatini (Swaziland)	174	1.00%
172		Saint Lucia	170	27.60%
173		Andorra	160	34.19%
174		Saint Vincent and the Grenadines	127	32.56%
175		Antigua and Barbuda	90	21.00%
176		Palestine	90	1.45%
177		Lesotho	80	0.26%
178		Liechtenstein	70	43.75%
179		Djibouti	60	0.26%
180		Kuwait	60	0.34%

181		Comoros	50	2.24%
182		Saint Kitts and Nevis	50	19.16%
183		Grenada	40	11.63%
184		Tonga	40	5.35%
185		Tuvalu	23	89.12%
186		Barbados	20	4.65%
187		Kiribati	20	2.47%
188		Singapore	20	3.00%
189		Maldives	10	3.56%
190		Bahrain	5	0.67%
191		Malta	3	0.95%
192		San Marino	1	1.64%
193		Qatar	9	0.07%