

# FCCI

## Research & Development Center



### Paper # 7

**Suggestion To Government of Pakistan for the recovery of forests**

**Prepared by:**  
**Mohammad Naeem Yousaf**  
**MBA(Marketing) UAF**

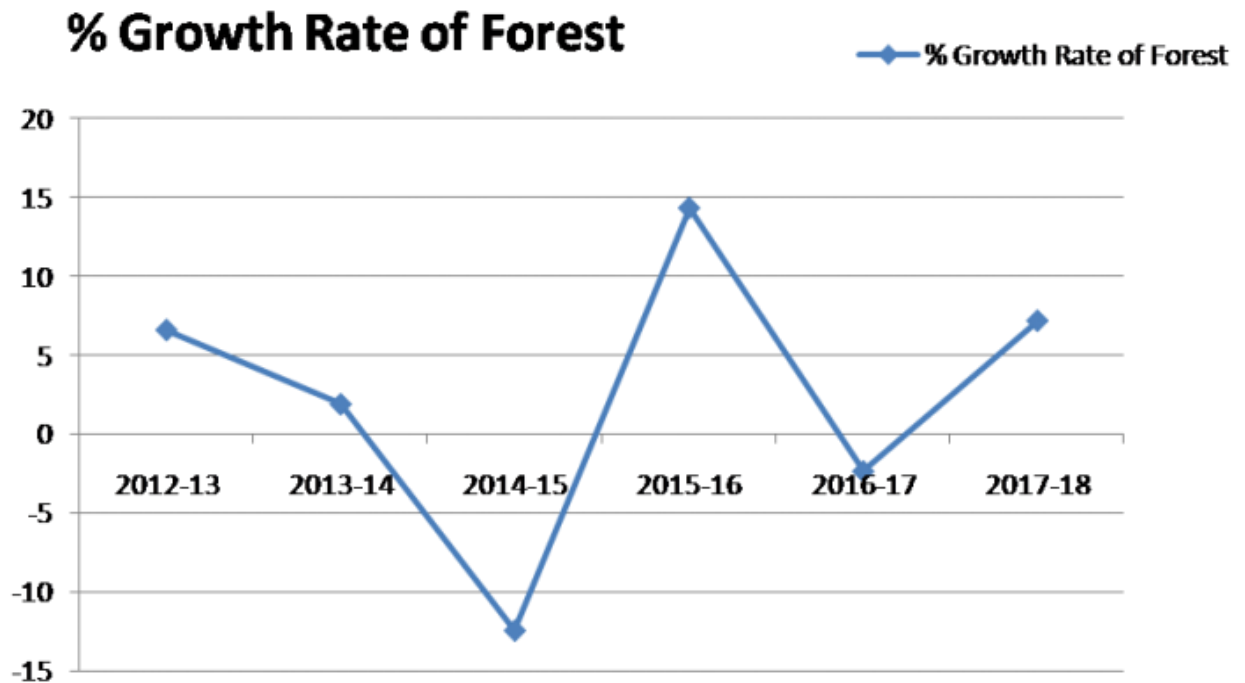
In Pakistan there are very limited plants and forests which are affecting the natural condition of weather. According to Food and Agriculture Organization of the United Nations (U.N. FAO) 2.2% or about 4.55 Million hectares of Pakistan land is under forests. While as per the total area and population of Pakistan, the country needs almost 40% of its land covered by forests. Forests are natural buffer so their growth must be increased.

### **Forest cover is changed:**

Between 1990-2010, Pakistan has lost an average of 42000 ha or 1.66% per year. Pakistan has lost 33.2% of forest cover during 1990 and 2010. Pakistan has 213 Million metric tons of carbon in living forests biomass. Pakistan has 1027 species of reptiles, mammals, birds and amphibians according to the figures from the World Conservation Monitoring Centre 3.5% species are endemic which means that these species do not found in any other country of the world rather than Pakistan. 5.5% species are threatened that means these species would be extinct in near future. At least 4950 species found in Pakistan are vascular plant species of these 7.5% are endemic.

### **Growth rate of forests**

Growth rate of forest in 2012-13 was 6.8% after that it gradually decreased and reached 12.45% during 2014-15. In year 2015-16 this rate increased and it growth became to 14.31%. In 2016-17 it decreased to 2.37% and in 2017-18 the present growth rate of forest is approximately is 7.17%. This rate gradually increases day by day due to various schemes:



### Share in GDP;

In agriculture the %age share of forestry is approximately 2.9% while in GDP of Pakistan forestry has a share 0.39%.it increases as compared to recent years because of positive growth of forests and its rate is 7.17% as compared to previous growth rate of 2.37%. The major reason of increase of growth is high timber production in KPK in recent years.

The Program of green Pakistan was started by the government in collaboration with the Ministry of Climate Change and Provincial Forest and Wild Life Departments including Gilgit Baltistan, Federal Administered tribal Area (FATA) and Azad Jammu Kashmir (AJK) with a total cost of Rs 3.652 billion over a period of five years (2016-17 to 2020-21).

This scheme of green Pakistan has been executed in 100 districts. This program has three main objectives:

- Renewal of forestry resources of Pakistan
- Restoration of wildlife in Pakistan

- Increase of zoological survey of Pakistan

### **Suggestion to government of Pakistan for the recovery of forests:**

#### **Trees along motorway and railway tracks;**

There should be trees along the railway and motorway tracks. Pakistan owns the motorway track of almost forty-two hundred and sixty six kilometers (42,66km) and the railway track which spreads over eleven thousand kilometers (11,881km). Trees would help to increase the level of oxygen in the environment which is necessary for the survival of the living organisms. They reduce carbon dioxide level from the atmosphere and will also provide shadow to passengers.









If there are trees along the tracks, they will help to reduce the temperature and make the weather pleasant. It also helpful to increase the economy of Pakistan in various ways like in the formation of various products such as building blocks and furniture items etc. Forests are valuable assets to the nation. They provide timber, fire-wood, and medicinal plants. These help in conservation of soil fertility and thus enhance its productivity. They also provide the vital coverage to the country's water sheds and regulate supply of water. These materials support and sustain such important industries as paper, news prints, match, plywood, hardboard, sports goods and a host of cottage industries. Forests also induce better rainfall in arid regions.




















Fruits and vegetables are biggest advantage which can be acquires from trees plantation along the railway and motorways of Pakistan. As the fruits can be used for the domestic use and can also be export to neighboring countries in order to earn revenue for the country. The weather and soil condition and the fertility level suits very much for the fruits and vegetables growth in Pakistan so the maximum benefit can be get in form of pleasant weather increasing natural environment and its beauty and also the fruits and vegetables.




















They also hold on the land and keep the tracks at their level. Water logging and salinity is also reduced due to forests. They also provide habitat to the wild life. Trees also help in increasing the greenery and natural beauty of environment. A pleasant weather keeps all the livings beings healthy. They also stop flooding and trees along the tracks would keep them safe from the damage of due to floods.




















So according to above discussed advantages of trees, there must be trees and plants along the railway tracks. So that the present situation of weather may be improved and the rising temperature of the globe due to engine heat and fuel burning from vehicles and trains may be reduced by some percent. And trees also help to improve the economic situation of Pakistan as they can be used for numerous purposes and money can be generated by them if used in the right and this will ultimately boost the economy of the country by improving wood and timber trade.

### **World forest Report**




















 Country	Forest area	% Forest
	(km <sup>2</sup> )	
 Suriname	147,760	90.20%
 Micronesia	630	89.74%
 Seychelles	407	89.45%
 Tuvalu	23	89.12%
 Palau	400	87.15%
 Gabon	227,517	85.00%
	23,117	80.00%




















	<b>Solomon Islands</b>		
	<b>Mozambique</b>	<b>620,000</b>	<b>78.00%</b>
	<b>North Korea</b>	<b>76,240</b>	<b>73.00%</b>
	<b>Finland</b>	<b>233,320</b>	<b>72.00%</b>
	<b>Belize</b>	<b>16,530</b>	<b>71.98%</b>
	<b>Laos</b>	<b>170,000</b>	<b>71.60%</b>
	<b>Bhutan</b>	<b>24,764</b>	<b>70.46%</b>
	<b>Guyana</b>	<b>151,040</b>	<b>70.26%</b>
	<b>Sweden</b>	<b>280,730</b>	<b>68.95%</b>
	<b>Japan</b>	<b>253,203</b>	<b>67.00%</b>
	<b>Zimbabwe</b>	<b>259,267</b>	<b>66.35%</b>
	<b>Republic of the Congo</b>	<b>224,710</b>	<b>65.70%</b>
	<b>Dominica</b>	<b>488</b>	<b>65.00%</b>
	<b>Myanmar</b>	<b>430,560</b>	<b>63.64%</b>
	<b>Papua New Guinea</b>	<b>294,370</b>	<b>63.60%</b>
	<b>South Korea</b>	<b>63,346</b>	<b>63.20%</b>
	<b>Slovenia</b>	<b>12,574</b>	<b>62.02%</b>
	<b>Estonia</b>	<b>23,066</b>	<b>61.00%</b>
		<b>67,254</b>	<b>60.00%</b>




















 Honduras		
 Latvia	28,807	60.00%
 Taiwan	21,588	60.00%
 Malaysia	195,200	59.50%
 Equatorial Guinea	16,320	58.18%
 Guinea-Bissau	20,720	57.36%
 Panama	42,940	56.93%
 Brazil	4,776,980	56.10%
 Benin	61,860	54.93%
 Fiji	10,000	54.72%
 Peru	687,420	53.49%
 Bolivia	587,400	53.47%
 Colombia	607,280	53.32%
 Timor-Leste	7,980	53.65%
 Bosnia and Herzegovina	25,599	53.00%
 Venezuela	471,378	51.68%
 Cambodia	93,350	51.56%
 Bahamas	5,150	51.45%
 Guatemala	108,894	51.00%













	<b>Guatemala</b>		
	<b>Zambia</b>	<b>376,309</b>	<b>50.00%</b>
	<b>Democratic Republic of the Congo</b>	<b>1,172,704</b>	<b>50.00%</b>
	<b>Russia</b>	<b>8,149,300</b>	<b>49.40%</b>
	<b>Canada</b>	<b>4,916,438</b>	<b>49.24%</b>
	<b>Brunei</b>	<b>2,780</b>	<b>48.22%</b>
	<b>Angola</b>	<b>591,040</b>	<b>47.41%</b>
	<b>Austria</b>	<b>39,600</b>	<b>47.20%</b>
	<b>Indonesia</b>	<b>884,950</b>	<b>46.46%</b>
	<b>Paraguay</b>	<b>184,750</b>	<b>45.42%</b>
	<b>Montenegro</b>	<b>6,252</b>	<b>45.26%</b>
	<b>Nepal</b>	<b>36,360</b>	<b>44.70%</b>
	<b>Cameroon</b>	<b>212,450</b>	<b>44.68%</b>
	<b>Senegal</b>	<b>86,730</b>	<b>44.09%</b>
	<b>Trinidad and Tobago</b>	<b>2,260</b>	<b>44.07%</b>
	<b>Croatia</b>	<b>24,901</b>	<b>44.00%</b>
	<b>Liechtenstein</b>	<b>70</b>	<b>43.75%</b>
	<b>Gambia</b>	<b>4,857</b>	<b>43.00%</b>
		<b>115,510</b>	<b>42.00%</b>





















	<b>Ecuador</b>		
	<b>Georgia</b>	<b>28,577</b>	<b>41.00%</b>
	<b>Slovakia</b>	<b>20,006</b>	<b>40.80%</b>
	<b>North Macedonia</b>	<b>10,285</b>	<b>40.00%</b>
	<b>Costa Rica</b>	<b>20,440</b>	<b>40.00%</b>
	<b>Nicaragua</b>	<b>51,890</b>	<b>39.80%</b>
	<b>Belarus</b>	<b>80,334</b>	<b>38.60%</b>
	<b>Sierra Leone</b>	<b>27,540</b>	<b>38.39%</b>
	<b>Norway</b>	<b>121,120</b>	<b>37.42%</b>
	<b>Tanzania</b>	<b>352,570</b>	<b>37.22%</b>
	<b>Vietnam</b>	<b>123,000</b>	<b>37.14%</b>
	<b>Samoa</b>	<b>1,050</b>	<b>37.00%</b>
	<b>France</b>	<b>246,640</b>	<b>36.76%</b>
	<b>Spain</b>	<b>184,180</b>	<b>36.70%</b>
	<b>Vanuatu</b>	<b>4,470</b>	<b>36.67%</b>
	<b>Central African Republic</b>	<b>227,550</b>	<b>36.53%</b>
	<b>Mexico</b>	<b>710,000</b>	<b>36.50%</b>
	<b>Italy</b>	<b>106,736</b>	<b>35.00%</b>
		<b>31,820</b>	<b>34.80%</b>




















	<b>Portugal</b>		
	<b>Andorra</b>	<b>160</b>	<b>34.19%</b>
	<b>Argentina</b>	<b>945,336</b>	<b>34.00%</b>
	<b>Czech Republic</b>	<b>26,000</b>	<b>34.00%</b>
	<b>United States</b>	<b>3,100,950</b>	<b>33.84%</b>
	<b>Luxembourg</b>	<b>870</b>	<b>33.64%</b>
	<b>Lithuania</b>	<b>21,223</b>	<b>33.00%</b>
	<b>Bulgaria</b>	<b>36,250</b>	<b>32.69%</b>
	<b>Saint Vincent and the Grenadines</b>	<b>127</b>	<b>32.56%</b>
	<b>Germany</b>	<b>114,190</b>	<b>32.00%</b>
	<b>Switzerland</b>	<b>12,540</b>	<b>31.80%</b>
	<b>New Zealand</b>	<b>85,424</b>	<b>31.87%</b>
	<b>Serbia</b>	<b>27,200</b>	<b>31.13%</b>
	<b>Jamaica</b>	<b>3,308</b>	<b>30.10%</b>
	<b>Haiti</b>	<b>8,300</b>	<b>30.00%</b>
	<b>Mauritius</b>	<b>612</b>	<b>30.00%</b>
	<b>Sri Lanka</b>	<b>19,330</b>	<b>29.46%</b>
	<b>Romania</b>	<b>69,610</b>	<b>29.02%</b>
		<b>147,620</b>	<b>29.00%</b>




	<b>Thailand</b>		
	<b>Poland</b>	<b>90,000</b>	<b>28.80%</b>
	<b>Greece</b>	<b>37,520</b>	<b>28.43%</b>
	<b>Liberia</b>	<b>31,540</b>	<b>28.32%</b>
	<b>São Tomé and Príncipe</b>	<b>270</b>	<b>28.01%</b>
	<b>Malawi</b>	<b>33,176</b>	<b>28.00%</b>
	<b>Saint Lucia</b>	<b>170</b>	<b>27.60%</b>
	<b>Turkey</b>	<b>216,781</b>	<b>27.60%</b>
	<b>Dominican Republic</b>	<b>13,384</b>	<b>27.50%</b>
	<b>Guinea</b>	<b>67,240</b>	<b>27.35%</b>
	<b>Albania</b>	<b>7,716</b>	<b>26.84%</b>
	<b>Sudan</b>	<b>675,460</b>	<b>26.96%</b>
	<b>Burkina Faso</b>	<b>67,940</b>	<b>24.78%</b>
	<b>India</b>	<b>802,088</b>	<b>24.68%</b>
	<b>Cuba</b>	<b>27,130</b>	<b>24.47%</b>
	<b>Philippines</b>	<b>71,620</b>	<b>23.87%</b>
	<b>South Sudan</b>	<b>148,196</b>	<b>23.00%</b>
	<b>Hungary</b>	<b>20,990</b>	<b>23.00%</b>
		<b>128,380</b>	<b>21.87%</b>

	<b>Madagascar</b>		
	<b>China</b>	<b>2,083,210</b>	<b>21.83%</b>
	<b>Antigua and Barbuda</b>	<b>90</b>	<b>21.00%</b>
	<b>Chile</b>	<b>158,781</b>	<b>21.00%</b>
	<b>Cape Verde</b>	<b>840</b>	<b>20.83%</b>
	<b>Uganda</b>	<b>50,000</b>	<b>20.74%</b>
	<b>Botswana</b>	<b>119,430</b>	<b>20.53%</b>
	<b>Saint Kitts and Nevis</b>	<b>50</b>	<b>19.16%</b>
	<b>Cyprus</b>	<b>1,740</b>	<b>18.81%</b>
	<b>Sudan</b>	<b>327,909</b>	<b>17.62%</b>
	<b>Ukraine</b>	<b>105,000</b>	<b>17.00%</b>
	<b>Australia</b>	<b>1,250,000</b>	<b>16.00%</b>
	<b>Morocco</b>	<b>111,325</b>	<b>15.66%</b>
	<b>Denmark</b>	<b>6,120</b>	<b>14.20%</b>
	<b>El Salvador</b>	<b>2,980</b>	<b>14.16%</b>
	<b>Togo</b>	<b>8,000</b>	<b>14.00%</b>
	<b>Lebanon</b>	<b>1,383</b>	<b>13.30%</b>
	<b>Eritrea</b>	<b>15,540</b>	<b>13.21%</b>
	<b>Azerbaijan</b>	<b>11,400</b>	<b>13.17%</b>

 Rwanda	<b>3,161</b>	<b>12.00%</b>
 Nigeria	<b>110,890</b>	<b>12.00%</b>
 Grenada	<b>40</b>	<b>11.63%</b>
 Ireland	<b>7,540</b>	<b>11.07%</b>
 Somalia	<b>71,310</b>	<b>11.18%</b>
 Ghana	<b>24,600</b>	<b>10.20%</b>
 Mali	<b>125,720</b>	<b>10.14%</b>
 Armenia	<b>2,974</b>	<b>10.00%</b>
 Moldova	<b>3,290</b>	<b>9.72%</b>
 Ivory Coast	<b>30,000</b>	<b>9.30%</b>
 Namibia	<b>76,610</b>	<b>9.29%</b>
 Chad	<b>119,210</b>	<b>9.28%</b>
 Netherlands	<b>3,650</b>	<b>8.79%</b>
 Turkmenistan	<b>41,270</b>	<b>8.46%</b>
 Niger	<b>112,000</b>	<b>8.00%</b>
 South Africa	<b>89,170</b>	<b>7.31%</b>
 Israel	<b>1,600</b>	<b>7.00%</b>
 Iran	<b>110,750</b>	<b>6.72%</b>

	<b>Mongolia</b>	<b>102,520</b>	<b>6.55%</b>
	<b>Bangladesh</b>	<b>8,710</b>	<b>6.05%</b>
	<b>Ethiopia</b>	<b>39,313</b>	<b>3.56%</b>
	<b>Tonga</b>	<b>40</b>	<b>5.35%</b>
	<b>Pakistan</b>	<b>42,240</b>	<b>5.31%</b>
	<b>Barbados</b>	<b>20</b>	<b>4.65%</b>
	<b>Burundi</b>	<b>1,270</b>	<b>4.50%</b>
	<b>Uzbekistan</b>	<b>19,690</b>	<b>4.40%</b>
	<b>Kyrgyzstan</b>	<b>8,690</b>	<b>4.35%</b>
	<b>Oman</b>	<b>13,050</b>	<b>4.22%</b>
	<b>Uruguay</b>	<b>7,000</b>	<b>4.00%</b>
	<b>United Arab Emirates</b>	<b>3,120</b>	<b>3.73%</b>
	<b>Maldives</b>	<b>10</b>	<b>3.56%</b>
	<b>Singapore</b>	<b>20</b>	<b>3.00%</b>
	<b>Tajikistan</b>	<b>4,100</b>	<b>2.87%</b>
	<b>Syria</b>	<b>4,610</b>	<b>2.49%</b>
	<b>Kiribati</b>	<b>20</b>	<b>2.47%</b>
	<b>Kenya</b>	<b>13,200</b>	<b>2.27%</b>

	<b>Comoros</b>	<b>50</b>	<b>2.24%</b>
	<b>Iceland</b>	<b>1,930</b>	<b>2.00%</b>
	<b>Kazakhstan</b>	<b>54,498</b>	<b>2.00%</b>
	<b>Iraq</b>	<b>8,220</b>	<b>1.88%</b>
	<b>Algeria</b>	<b>42,000</b>	<b>1.70%</b>
	<b>San Marino</b>	<b>1</b>	<b>1.64%</b>
	<b>Tunisia</b>	<b>2,601</b>	<b>1.59%</b>
	<b>Palestine</b>	<b>90</b>	<b>1.45%</b>
	<b>Saudi Arabia</b>	<b>27,000</b>	<b>1.26%</b>
	<b>Eswatini (Swaziland)</b>	<b>174</b>	<b>1.00%</b>
	<b>Jordan</b>	<b>893</b>	<b>1.00%</b>
	<b>Yemen</b>	<b>4,490</b>	<b>0.85%</b>
	<b>Malta</b>	<b>3</b>	<b>0.95%</b>
	<b>Bahrain</b>	<b>5</b>	<b>0.67%</b>
	<b>Kuwait</b>	<b>60</b>	<b>0.34%</b>
	<b>Djibouti</b>	<b>60</b>	<b>0.26%</b>
	<b>Lesotho</b>	<b>80</b>	<b>0.26%</b>
	<b>Mauritania</b>	<b>2,670</b>	<b>0.26%</b>
		<b>1,631</b>	<b>0.25%</b>

<b>Afghanistan</b>		
 <b>Libya</b>	<b>2,170</b>	<b>0.12%</b>
 <b>Qatar</b>	<b>9</b>	<b>0.07%</b>
 <b>Egypt</b>	<b>670</b>	<b>0.07%</b>