

FCCI

Research & Development Center



Paper # 12

Sector wise GDP of Pakistan 2019

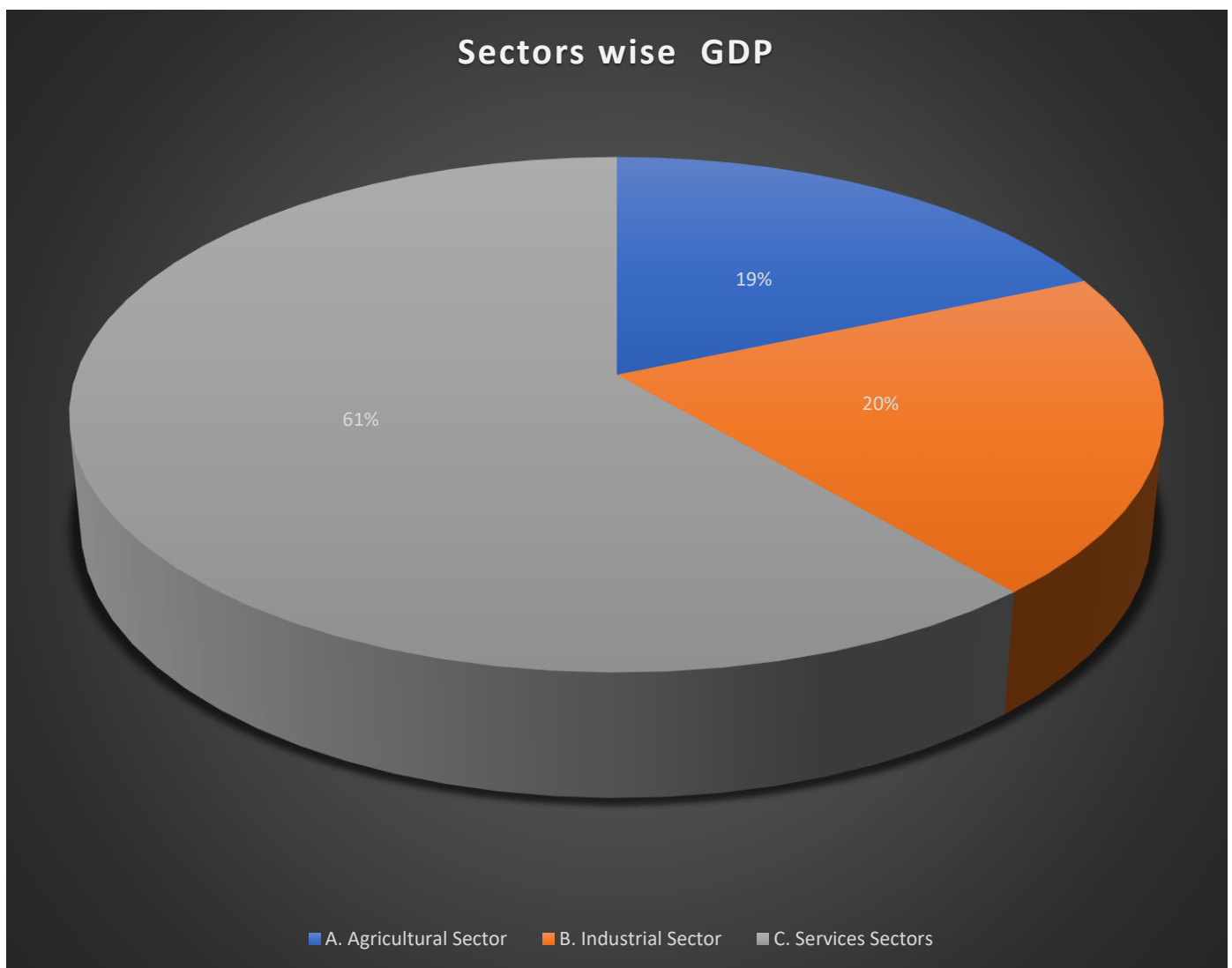
Prepared by

Mohammad Naeem Yousaf

MBA(Marketing) UAF

Sector wise GDP contribution

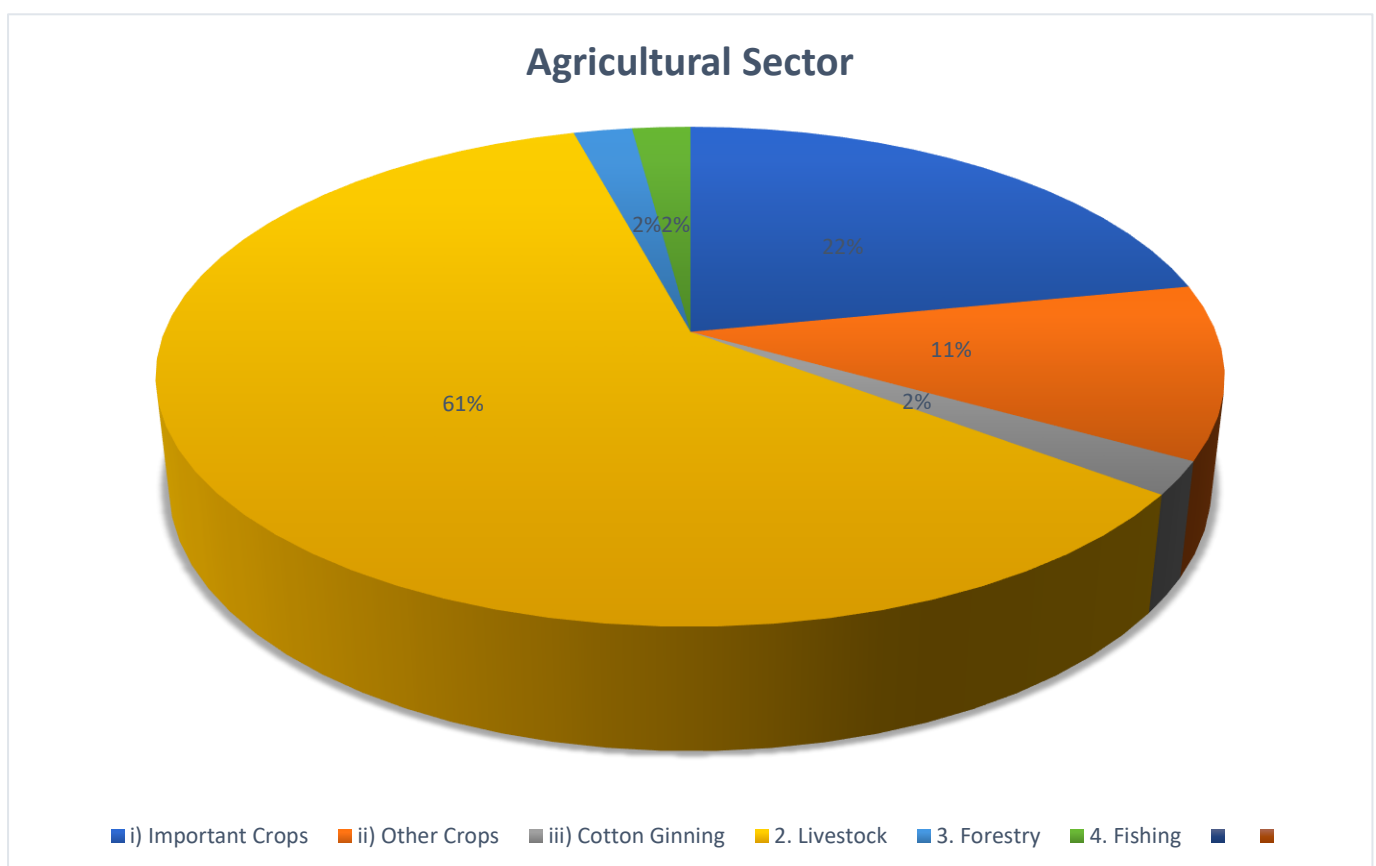
Sectors	Billon rupees	percentage
A. Agricultural Sector	2,362	19%
B. Industrial Sector	2,584	20%
C. Services Sectors	7,804	61%
Total	12,750	100%
if dollar price 155 Rs.	282 billion	



Source: Pakistan Bureau of Statistics 2019

Agricultural Sector total contribution

A. Agricultural Sector	Billion in Rupees	Percentage
1. Crops total (i+ii+iii)	833	35%
i) Important Crops	517	22%
ii) Other Crops	265	11%
iii) Cotton Ginning	51	2%
2. Livestock	1,430	61%
3. Forestry	50	2%
4. Fishing	50	2%
Agricultural Sector (1 to 4) Total	2,362	100%
If dollar price 155	16 Billion dollar	

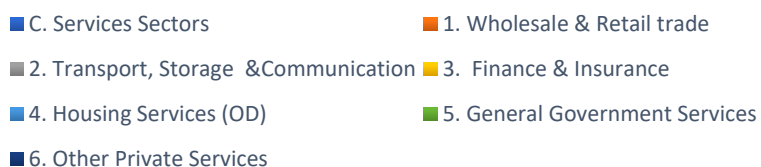
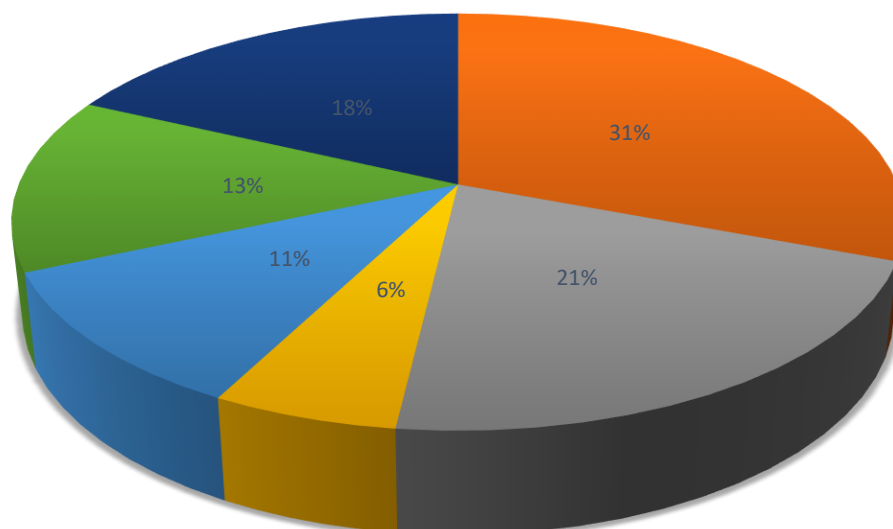


Source: Pakistan Bureau of Statistics 2019

Services Sectors contribution

B. Services Sectors	RS. Billion	Percentage
1. Wholesale & Retail trade	2,404.045	31%
2. Transport, Storage & Communication	1,643.625	21%
3. Finance & Insurance	446.364	6%
4. Housing Services (OD)	840.525	11%
5. General Government Services	1,064.917	13%
6. Other Private Services	1,404.336	18%
Services Sectors total (1 to 6)	7,803.812	100%
If dollar price 155	50.34 billion dollar	

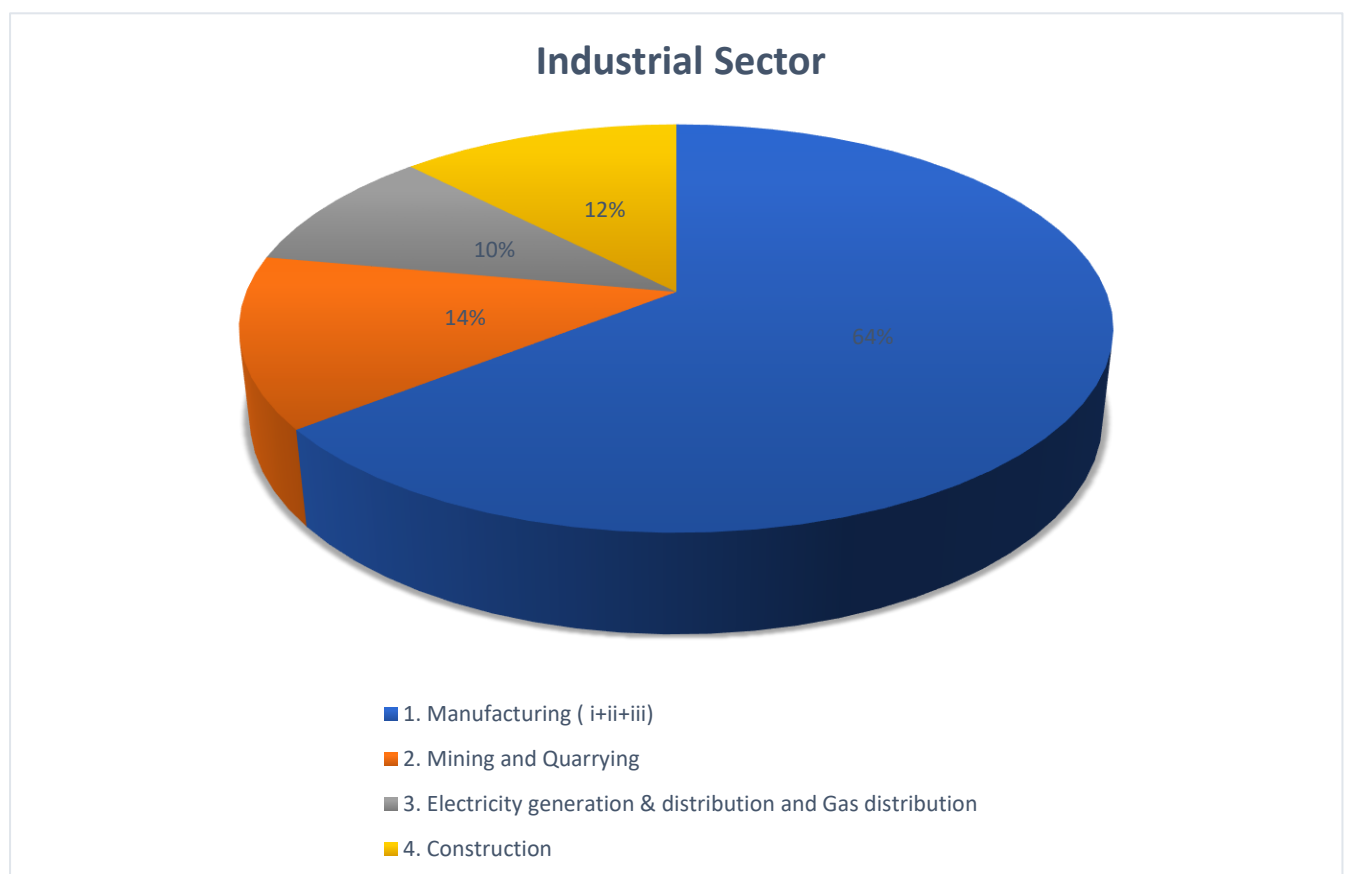
Services Sectors



Source: Pakistan Bureau of Statistics 2019

Industrial Sector contribution

C. Industrial Sector	Billion in Rupees	Percentage
i) Large Scale	1,298	78%
ii) Small Scale	251	15%
iii) Slaughtering	114	6%
1. Manufacturing (i+ii+iii)	1,663	64%
2. Mining and Quarrying	350	14%
3. Electricity generation & distribution and Gas distribution	253	10% %
4. Construction	318	12%
Industrial Sector Total (1 to 4)	2,584	100%
if ddollar price 155	17 billion dollar	



Source: Pakistan Bureau of Statistics 2019