

# **FCCI**

## **Research & Development Center**



### **Exports and Imports**

**Prepared by:**

**Aman Shareef**

**MPhil Physics**

## Pakistan Exports with Different Countries

#	Pakistan Exports by Country	Value	Year
1.	<u>United States</u>	\$6.08B	2021
2.	<u>China</u>	\$3.03B	2021
3.	<u>United Kingdom</u>	\$2.10B	2021
4.	<u>Germany</u>	\$1.56B	2021
5.	<u>Netherlands</u>	\$1.40B	2021
6.	<u>United Arab Emirates</u>	\$1.17B	2021
7.	<u>Spain</u>	\$1.02B	2021
8.	<u>Italy</u>	\$891.17M	2021
9.	<u>Afghanistan</u>	\$833.42M	2021
10.	<u>Bangladesh</u>	\$813.22M	2021
11.	<u>Belgium</u>	\$713.68M	2021
12.	<u>France</u>	\$453.40M	2021
13.	<u>Qatar</u>	\$405.02M	2021
14.	<u>Saudi Arabia</u>	\$402.81M	2021
15.	<u>Malaysia</u>	\$382.85M	2021
16.	<u>Canada</u>	\$362.66M	2021
17.	<u>Sri Lanka</u>	\$348.48M	2021

18.	<u>Poland</u>	\$330.30M	2021
19.	<u>Australia</u>	\$300.27M	2021
20.	<u>Turkey</u>	\$293.58M	2021
21.	<u>Thailand</u>	\$251.31M	2021
22.	<u>Kenya</u>	\$249.53M	2021
23.	<u>Portugal</u>	\$243.70M	2021
24.	<u>Denmark</u>	\$234.00M	2021
25.	<u>South Africa</u>	\$222.42M	2021
26.	<u>Japan</u>	\$202.31M	2021
27.	<u>Vietnam</u>	\$194.18M	2021
28.	<u>Kazakhstan</u>	\$193.10M	2021
29.	<u>South Korea</u>	\$191.12M	2021
30.	<u>Oman</u>	\$175.99M	2021
31.	<u>Russia</u>	\$175.20M	2021
32.	<u>Indonesia</u>	\$170.22M	2021
33.	<u>Sweden</u>	\$165.94M	2021
34.	<u>Philippines</u>	\$142.35M	2021
35.	<u>Kuwait</u>	\$122.10M	2021
36.	<u>Mozambique</u>	\$116.86M	2021
37.	<u>Chile</u>	\$115.02M	2021
38.	<u>Tanzania</u>	\$111.19M	2021
39.	<u>Egypt</u>	\$105.63M	2021

40.	<u>Mexico</u>	\$99.54M	2021
41.	<u>Brazil</u>	\$99.21M	2021
42.	<u>Greece</u>	\$89.95M	2021
43.	<u>Slovenia</u>	\$88.54M	2021
44.	<u>Madagascar</u>	\$88.41M	2021
45.	<u>Ireland</u>	\$86.60M	2021
46.	<u>Yemen</u>	\$82.70M	2021
47.	<u>Singapore</u>	\$74.86M	2021
48.	<u>Hong Kong</u>	\$71.85M	2021
49.	<u>Somalia</u>	\$69.89M	2021
50.	<u>Bahrain</u>	\$61.90M	2021
51.	<u>Ukraine</u>	\$61.70M	2021
52.	<u>Norway</u>	\$60.51M	2021
53.	<u>Djibouti</u>	\$55.37M	2021
54.	<u>Czech Republic</u>	\$55.18M	2021
55.	<u>Ghana</u>	\$54.45M	2021
56.	<u>New Zealand</u>	\$53.85M	2021
57.	<u>Colombia</u>	\$52.27M	2021
58.	<u>Romania</u>	\$50.82M	2021
59.	<u>Uzbekistan</u>	\$48.79M	2021
60.	<u>Argentina</u>	\$44.66M	2021
61.	<u>Iraq</u>	\$44.29M	2021

62.	<u>Ivory Coast</u>	\$41.26M	2021
63.	<u>Bulgaria</u>	\$40.07M	2021
64.	<u>Nigeria</u>	\$39.53M	2021
65.	<u>Jordan</u>	\$34.44M	2021
66.	<u>Lithuania</u>	\$32.99M	2021
67.	<u>Finland</u>	\$32.36M	2021
68.	<u>Peru</u>	\$31.88M	2021
69.	<u>Morocco</u>	\$28.99M	2021
70.	<u>Cambodia</u>	\$26.51M	2021
71.	<u>Hungary</u>	\$24.76M	2021
72.	<u>Sudan</u>	\$24.64M	2021
73.	<u>Tunisia</u>	\$24.51M	2021
74.	<u>Guinea</u>	\$24.00M	2021
75.	<u>Slovakia</u>	\$23.57M	2021
76.	<u>Angola</u>	\$23.36M	2021
77.	<u>Senegal</u>	\$23.16M	2021
78.	<u>Benin</u>	\$21.84M	2021
79.	<u>Papua New Guinea</u>	\$21.06M	2021
80.	<u>Mauritius</u>	\$19.42M	2021
81.	<u>Congo</u>	\$18.48M	2021
82.	<u>Algeria</u>	\$17.87M	2021
83.	<u>Panama</u>	\$16.73M	2021

84.	<u>Croatia</u>	\$16.38M	2021
85.	<u>Latvia</u>	\$16.35M	2021
86.	<u>Switzerland</u>	\$15.71M	2021
87.	<u>Honduras</u>	\$15.19M	2021
88.	<u>Austria</u>	\$14.74M	2021
89.	<u>Myanmar</u>	\$12.69M	2021
90.	<u>Zimbabwe</u>	\$12.45M	2021
91.	<u>Estonia</u>	\$12.21M	2021
92.	<u>Libya</u>	\$11.68M	2021
93.	<u>Cameroon</u>	\$11.59M	2021
94.	<u>Lebanon</u>	\$11.55M	2021
95.	<u>Guatemala</u>	\$10.61M	2021
96.	<u>Dominican Republic</u>	\$9.81M	2021
97.	<u>Togo</u>	\$8.76M	2021
98.	<u>Paraguay</u>	\$8.20M	2021
99.	<u>Mauritania</u>	\$8.02M	2021
100.	<u>Ecuador</u>	\$7.48M	2021
101.	<u>Gambia</u>	\$7.40M	2021
102.	<u>Guinea Bissau</u>	\$7.30M	2021
103.	<u>Malawi</u>	\$7.03M	2021
104.	<u>Georgia</u>	\$6.73M	2021
105.	<u>Comoros</u>	\$6.58M	2021

106.	<u>Syria</u>	\$6.30M	2021
107.	<u>Uruguay</u>	\$6.20M	2021
108.	<u>Maldives</u>	\$6.11M	2021
109.	<u>Cyprus</u>	\$6.11M	2021
110.	<u>Botswana</u>	\$5.87M	2021
111.	<u>Azerbaijan</u>	\$5.76M	2021
112.	<u>Haiti</u>	\$5.63M	2021
113.	<u>Albania</u>	\$5.23M	2021
114.	<u>El Salvador</u>	\$4.87M	2021
115.	<u>Montenegro</u>	\$4.73M	2021
116.	<u>Trinidad And Tobago</u>	\$4.69M	2021
117.	<u>Nepal</u>	\$4.64M	2021
118.	<u>Costa Rica</u>	\$4.29M	2021
119.	<u>Malta</u>	\$3.93M	2021
120.	<u>Nicaragua</u>	\$3.73M	2021
121.	<u>Liberia</u>	\$3.62M	2021
122.	<u>Turkmenistan</u>	\$2.99M	2021
123.	<u>Venezuela</u>	\$2.92M	2021
124.	<u>Kyrgyzstan</u>	\$2.81M	2021
125.	<u>Sierra Leone</u>	\$2.69M	2021
126.	<u>Uganda</u>	\$2.53M	2021
127.	<u>Tajikistan</u>	\$2.48M	2021

128.	<u>Fiji</u>	\$2.33M	2021
129.	<u>East Timor</u>	\$2.17M	2021
130.	<u>Republic of the Congo</u>	\$2.03M	2021
131.	<u>Belarus</u>	\$1.85M	2021
132.	<u>Serbia</u>	\$1.69M	2021
133.	<u>Guyana</u>	\$1.64M	2021
134.	<u>Jamaica</u>	\$1.58M	2021
135.	<u>Seychelles</u>	\$1.51M	2021
136.	<u>Brunei</u>	\$1.14M	2021
137.	<u>Zambia</u>	\$1.01M	2021
138.	<u>Ethiopia</u>	\$739.87K	2021
139.	<u>Suriname</u>	\$628.97K	2021
140.	<u>Barbados</u>	\$620.09K	2021
141.	<u>Luxembourg</u>	\$611.82K	2021
142.	<u>Gabon</u>	\$595.79K	2021
143.	<u>Mongolia</u>	\$542.12K	2021
144.	<u>Rwanda</u>	\$504.64K	2021
145.	<u>Laos</u>	\$499.41K	2021
146.	<u>Swaziland</u>	\$484.11K	2021
147.	<u>Iceland</u>	\$376.59K	2021
148.	<u>Bolivia</u>	\$376.08K	2021
149.	<u>Mali</u>	\$356.55K	2021



150.	<u>New Caledonia</u>	\$317.17K	2021
151.	<u>Burkina Faso</u>	\$302.79K	2021
152.	<u>Bahamas</u>	\$278.88K	2021
153.	<u>Burundi</u>	\$273.02K	2021
154.	<u>Equatorial Guinea</u>	\$257.51K	2021
155.	<u>India</u>	\$240.47K	2021
156.	<u>Samoa</u>	\$239.64K	2021
157.	<u>French Polynesia</u>	\$227.62K	2021
158.	<u>Moldova</u>	\$219.81K	2021
159.	<u>Lesotho</u>	\$216.08K	2021
160.	<u>Cape Verde</u>	\$167.92K	2021
161.	<u>St Vincent and the Grenadines</u>	\$154.40K	2021
162.	<u>Antigua and Barbuda</u>	\$149.24K	2021
163.	<u>Namibia</u>	\$147.86K	2021
164.	<u>Vanuatu</u>	\$127.91K	2021
165.	<u>Tonga</u>	\$114.62K	2021
166.	<u>Armenia</u>	\$112.06K	2021
167.	<u>Guam</u>	\$111.71K	2021
168.	<u>Grenada</u>	\$109.96K	2021
169.	<u>Bermuda</u>	\$107.07K	2021
170.	<u>Sao Tome And Principe</u>	\$104.44K	2021
171.	<u>Cayman Islands</u>	\$79.82K	2021

172.	<u>Bosnia And Herzegovina</u>	\$63.73K	2021
173.	<u>Dominica</u>	\$50.40K	2021
174.	<u>Niger</u>	\$47.23K	2021
175.	<u>St Kitts and Nevis</u>	\$46.81K	2021
176.	<u>Belize</u>	\$46.25K	2021
177.	<u>Cuba</u>	\$33.43K	2021
178.	<u>Solomon Islands</u>	\$29.77K	2021
179.	<u>Greenland</u>	\$25.61K	2021
180.	<u>American Samoa</u>	\$15.10K	2021
181.	<u>Central African Republic</u>	\$13.35K	2021
182.	<u>Kiribati</u>	\$11.36K	2021
183.	<u>Macau</u>	\$7.46K	2021
184.	<u>Chad</u>	\$7.14K	2021
185.	<u>Aruba</u>	\$6.39K	2021
186.	<u>Palau</u>	\$3.50K	2021
187.	<u>Andorra</u>	\$1.78K	2021
188.	<u>Bhutan</u>	\$1.66K	2021
189.	<u>Marshall Islands</u>	\$727	2021
190.	<u>North Korea</u>	\$47	2021
191.	<u>Iran</u>	\$18	2021
192.	<u>Eritrea</u>	\$268.99K	2020
193.	<u>Palestine</u>	\$1.24M	2019

194.	<u>South Sudan</u>	\$16.62M	2018
195.	<u>Macedonia</u>	\$4.08K	2018
196.	<u>San Marino</u>	\$2.83K	2018
197.	<u>Mayotte</u>	\$98.73K	2013
198.	<u>Faroe Islands</u>	\$1.34K	2013
199.	<u>South Sandwich Islands</u>	\$3.75K	2011

## Pakistan Imports with Different Countries

#	Pakistan Imports by Country	Value	Year
1.	<u>China</u>	\$20.64B	2021
2.	<u>United Arab Emirates</u>	\$7.35B	2021
3.	<u>Indonesia</u>	\$4.19B	2021
4.	<u>United States</u>	\$3.83B	2021
5.	<u>Saudi Arabia</u>	\$3.77B	2021
6.	<u>Qatar</u>	\$2.66B	2021
7.	<u>Kuwait</u>	\$2.27B	2021
8.	<u>Japan</u>	\$2.18B	2021
9.	<u>South Africa</u>	\$1.74B	2021
10.	<u>Thailand</u>	\$1.70B	2021
11.	<u>South Korea</u>	\$1.50B	2021
12.	<u>Brazil</u>	\$1.46B	2021

Dated: 18-04-2022

13.	<u>Malaysia</u>	\$1.32B	2021
14.	<u>Germany</u>	\$1.01B	2021
15.	<u>Singapore</u>	\$866.53M	2021
16.	<u>United Kingdom</u>	\$764.24M	2021
17.	<u>Ukraine</u>	\$739.51M	2021
18.	<u>Australia</u>	\$669.08M	2021
19.	<u>Iran</u>	\$659.47M	2021
20.	<u>Afghanistan</u>	\$638.60M	2021
21.	<u>Spain</u>	\$615.33M	2021
22.	<u>Morocco</u>	\$585.80M	2021
23.	<u>Vietnam</u>	\$577.40M	2021
24.	<u>Netherlands</u>	\$576.06M	2021
25.	<u>Italy</u>	\$561.14M	2021
26.	<u>Russia</u>	\$537.48M	2021
27.	<u>Turkey</u>	\$533.10M	2021
28.	<u>Canada</u>	\$521.44M	2021
29.	<u>Egypt</u>	\$516.49M	2021
30.	<u>Kenya</u>	\$511.26M	2021
31.	<u>France</u>	\$507.26M	2021
32.	<u>Oman</u>	\$449.94M	2021
33.	<u>Belgium</u>	\$430.88M	2021
34.	<u>India</u>	\$393.98M	2021

35.	<u>Angola</u>	\$322.68M	2021
36.	<u>Bahrain</u>	\$314.36M	2021
37.	<u>Switzerland</u>	\$284.40M	2021
38.	<u>Sweden</u>	\$282.94M	2021
39.	<u>Ivory Coast</u>	\$176.06M	2021
40.	<u>Austria</u>	\$156.26M	2021
41.	<u>Argentina</u>	\$154.10M	2021
42.	<u>Poland</u>	\$140.87M	2021
43.	<u>Iraq</u>	\$118.13M	2021
44.	<u>Bulgaria</u>	\$112.38M	2021
45.	<u>Denmark</u>	\$108.54M	2021
46.	<u>Tanzania</u>	\$92.33M	2021
47.	<u>Mexico</u>	\$90.97M	2021
48.	<u>Bangladesh</u>	\$90.16M	2021
49.	<u>Zambia</u>	\$87.76M	2021
50.	<u>Ireland</u>	\$80.37M	2021
51.	<u>Montenegro</u>	\$78.09M	2021
52.	<u>Philippines</u>	\$74.50M	2021
53.	<u>Nigeria</u>	\$74.48M	2021
54.	<u>Belarus</u>	\$74.37M	2021
55.	<u>Sri Lanka</u>	\$73.76M	2021
56.	<u>Finland</u>	\$69.83M	2021

57.	<u>Hong Kong</u>	\$66.14M	2021
58.	<u>Norway</u>	\$55.73M	2021
59.	<u>New Zealand</u>	\$53.77M	2021
60.	<u>Benin</u>	\$48.65M	2021
61.	<u>Romania</u>	\$46.41M	2021
62.	<u>Yemen</u>	\$44.56M	2021
63.	<u>Togo</u>	\$44.45M	2021
64.	<u>Czech Republic</u>	\$44.32M	2021
65.	<u>Mozambique</u>	\$43.36M	2021
66.	<u>Uzbekistan</u>	\$37.59M	2021
67.	<u>Paraguay</u>	\$37.42M	2021
68.	<u>Uganda</u>	\$37.09M	2021
69.	<u>Hungary</u>	\$37.01M	2021
70.	<u>Chile</u>	\$35.88M	2021
71.	<u>Greece</u>	\$35.43M	2021
72.	<u>Rwanda</u>	\$34.27M	2021
73.	<u>Jordan</u>	\$26.68M	2021
74.	<u>Sudan</u>	\$23.86M	2021
75.	<u>Guinea Bissau</u>	\$22.05M	2021
76.	<u>Kazakhstan</u>	\$21.73M	2021
77.	<u>Guatemala</u>	\$19.90M	2021
78.	<u>Cameroon</u>	\$19.09M	2021

79.	<u>Portugal</u>	\$18.57M	2021
80.	<u>Burkina Faso</u>	\$15.23M	2021
81.	<u>Zimbabwe</u>	\$14.28M	2021
82.	<u>Mauritius</u>	\$13.69M	2021
83.	<u>Lithuania</u>	\$13.17M	2021
84.	<u>Slovakia</u>	\$13.16M	2021
85.	<u>Seychelles</u>	\$12.78M	2021
86.	<u>Turkmenistan</u>	\$10.97M	2021
87.	<u>Swaziland</u>	\$10.21M	2021
88.	<u>Burundi</u>	\$9.83M	2021
89.	<u>Latvia</u>	\$7.63M	2021
90.	<u>Somalia</u>	\$7.61M	2021
91.	<u>Ethiopia</u>	\$7.57M	2021
92.	<u>Uruguay</u>	\$6.70M	2021
93.	<u>Luxembourg</u>	\$5.98M	2021
94.	<u>Republic of the Congo</u>	\$5.98M	2021
95.	<u>Algeria</u>	\$5.33M	2021
96.	<u>Slovenia</u>	\$4.92M	2021
97.	<u>Belize</u>	\$4.82M	2021
98.	<u>Peru</u>	\$4.36M	2021
99.	<u>Lebanon</u>	\$4.29M	2021
100.	<u>Cyprus</u>	\$4.14M	2021

101.	<u>Libya</u>	\$4.12M	2021
102.	<u>Madagascar</u>	\$4.04M	2021
103.	<u>Azerbaijan</u>	\$3.64M	2021
104.	<u>Estonia</u>	\$3.47M	2021
105.	<u>Gambia</u>	\$3.16M	2021
106.	<u>Tajikistan</u>	\$2.98M	2021
107.	<u>Namibia</u>	\$2.70M	2021
108.	<u>Costa Rica</u>	\$2.70M	2021
109.	<u>Nepal</u>	\$2.55M	2021
110.	<u>Ghana</u>	\$2.54M	2021
111.	<u>Bosnia And Herzegovina</u>	\$2.45M	2021
112.	<u>Tunisia</u>	\$2.42M	2021
113.	<u>Chad</u>	\$2.30M	2021
114.	<u>Dominican Republic</u>	\$2.29M	2021
115.	<u>Croatia</u>	\$2.25M	2021
116.	<u>Serbia</u>	\$2.19M	2021
117.	<u>Trinidad And Tobago</u>	\$2.17M	2021
118.	<u>Malta</u>	\$1.73M	2021
119.	<u>Bahamas</u>	\$1.72M	2021
120.	<u>Myanmar</u>	\$1.48M	2021
121.	<u>Jamaica</u>	\$1.44M	2021
122.	<u>Gabon</u>	\$1.30M	2021



123.	<u>Dominica</u>	\$1.08M	2021
124.	<u>Colombia</u>	\$1.05M	2021
125.	<u>Central African Republic</u>	\$1.01M	2021
126.	<u>Senegal</u>	\$961.73K	2021
127.	<u>Georgia</u>	\$928.96K	2021
128.	<u>Cambodia</u>	\$890.15K	2021
129.	<u>Sierra Leone</u>	\$887.15K	2021
130.	<u>Malawi</u>	\$544.44K	2021
131.	<u>Laos</u>	\$465.25K	2021
132.	<u>Guyana</u>	\$435.95K	2021
133.	<u>Mali</u>	\$414.87K	2021
134.	<u>Congo</u>	\$366.47K	2021
135.	<u>Iceland</u>	\$328.03K	2021
136.	<u>Ecuador</u>	\$326.37K	2021
137.	<u>Maldives</u>	\$290.01K	2021
138.	<u>Djibouti</u>	\$241.64K	2021
139.	<u>Liberia</u>	\$234.75K	2021
140.	<u>Macau</u>	\$233.10K	2021
141.	<u>Albania</u>	\$225.94K	2021
142.	<u>San Marino</u>	\$214.53K	2021
143.	<u>Panama</u>	\$190.27K	2021
144.	<u>Syria</u>	\$179.79K	2021

145.	<u>Solomon Islands</u>	\$177.22K	2021
146.	<u>Aruba</u>	\$165.75K	2021
147.	<u>Botswana</u>	\$142.96K	2021
148.	<u>Brunei</u>	\$135.42K	2021
149.	<u>Moldova</u>	\$129.25K	2021
150.	<u>Papua New Guinea</u>	\$128.17K	2021
151.	<u>Northern Mariana Islands</u>	\$111.50K	2021
152.	<u>Equatorial Guinea</u>	\$109.62K	2021
153.	<u>Fiji</u>	\$103.80K	2021
154.	<u>Nicaragua</u>	\$102.87K	2021
155.	<u>Venezuela</u>	\$98.79K	2021
156.	<u>Honduras</u>	\$85.84K	2021
157.	<u>Bhutan</u>	\$75.36K	2021
158.	<u>St Kitts and Nevis</u>	\$67.59K	2021
159.	<u>New Caledonia</u>	\$66.31K	2021
160.	<u>Niger</u>	\$55.95K	2021
161.	<u>Guinea</u>	\$55.77K	2021
162.	<u>El Salvador</u>	\$51.51K	2021
163.	<u>Cape Verde</u>	\$48.74K	2021
164.	<u>Bolivia</u>	\$46.60K	2021
165.	<u>Barbados</u>	\$39.89K	2021
166.	<u>American Samoa</u>	\$32.72K	2021

167.	<u>Kyrgyzstan</u>	\$32.33K	2021
168.	<u>Faroe Islands</u>	\$30.69K	2021
169.	<u>Antigua and Barbuda</u>	\$28.75K	2021
170.	<u>Cuba</u>	\$23.04K	2021
171.	<u>Marshall Islands</u>	\$18.13K	2021
172.	<u>Mauritania</u>	\$14.45K	2021
173.	<u>Haiti</u>	\$14.32K	2021
174.	<u>Palau</u>	\$9.42K	2021
175.	<u>Palestine</u>	\$8.85K	2021
176.	<u>Suriname</u>	\$8.29K	2021
177.	<u>Comoros</u>	\$7.99K	2021
178.	<u>Kiribati</u>	\$7.06K	2021
179.	<u>Guam</u>	\$6.56K	2021
180.	<u>South Sudan</u>	\$3.11K	2021
181.	<u>Armenia</u>	\$2.35K	2021
182.	<u>Samoa</u>	\$1.97K	2021
183.	<u>Eritrea</u>	\$1.86K	2021
184.	<u>Macedonia</u>	\$878	2021
185.	<u>Cayman Islands</u>	\$789	2021
186.	<u>North Korea</u>	\$785	2021
187.	<u>Tonga</u>	\$782	2021
188.	<u>Andorra</u>	\$693	2021

189.	<u>Bermuda</u>	\$610	2021
190.	<u>Grenada</u>	\$443	2021
191.	<u>Vanuatu</u>	\$384	2021
192.	<u>Greenland</u>	\$671	2020
193.	<u>Mongolia</u>	\$120	2020
194.	<u>East Timor</u>	\$5.15K	2019
195.	<u>Lesotho</u>	\$421	2018
196.	<u>Sao Tome And Principe</u>	\$57.09K	2017
197.	<u>French Polynesia</u>	\$1.08K	2017
198.	<u>St Vincent and the Grenadines</u>	\$80	2016
199.	<u>Mayotte</u>	\$38.46K	2013
200.	<u>Netherlands Antilles</u>	\$4.22M	2010

## Total Exports of Asian Countries

Rank	Country Name	Exports (Millions of \$)	% Of GDP	Year	Population in Millions (2021)	Text Collection (Millions of \$) (2021)
1	China	3,332,365.10	18.5%	2021	1412.6	129386
2	Japan	793,322.84	15.5%	2020	125.5	504680.75
3	India	669,650.95	20.6%	2021	1390	178495.48
4	Singapore	599,198.18	176.2%	2020	5.45	36433.08
6	Turkey	225,368.00	28.3%	2021	85	8227
7	Indonesia	178,258.97	17.2%	2020	276.3	7537
8	Kazakhstan	52,341.74	30.2%	2020	19	
9	Bangladesh	48,218.46	12.0%	2021	166.3	3207
10	Pakistan	27,296.01	10.0%	2020	212.48	331000
11	Afghanistan	1,476.31	7.8%	2020	37.30	270

## Total Imports of Asian Countries

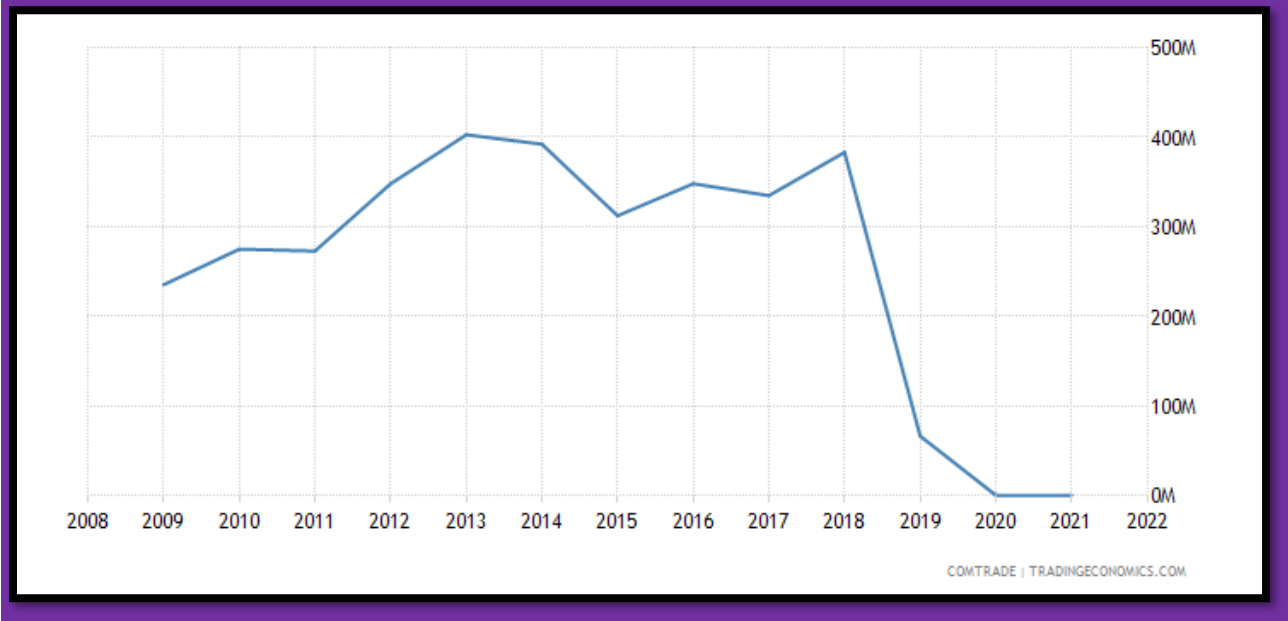
#	Country Name	Imports (Millions of \$)	Year
1	China	2,055,590	2020
2	Japan	634,577	2020
3	India	478,883	2019
4	Singapore	329,079	2020
5	Russia	231,551	2020

6	Turkey	219,397	2020
7	Indonesia	141,622	2020
8	Kazakhstan	38,081	2020
9	Bangladesh	53,326	2019
10	Pakistan	50,134	2019
11	Afghanistan	5,463	2019

## Pakistan Exports and Imports with Asian Countries

#	Country Name	Exports (Millions of \$)	Imports (Millions of \$)	year
1	China	3030	20640	2021
2	India	0.2405	393.98	2021
3	Turkey	293.58	533.1	2021
4	Japan	202.31	2180	2021
5	Singapore	74.86	866.53	2021
6	Kazakhstan	193.1	21.73	2021
7	Indonesia	170.22	4190	2021
8	Russia	175.20	537.48	2021
9	Bangladesh	813.22	90.16	2021
10	Afghanistan	833.42	638.6	2021

**1. Pakistan export to India 0.2405 million US\$[1]**



**2. Pakistan export to turkey 293.58 million US\$[2]**



**3. Pakistan export to Japan 202.31 million US\$ [3]**

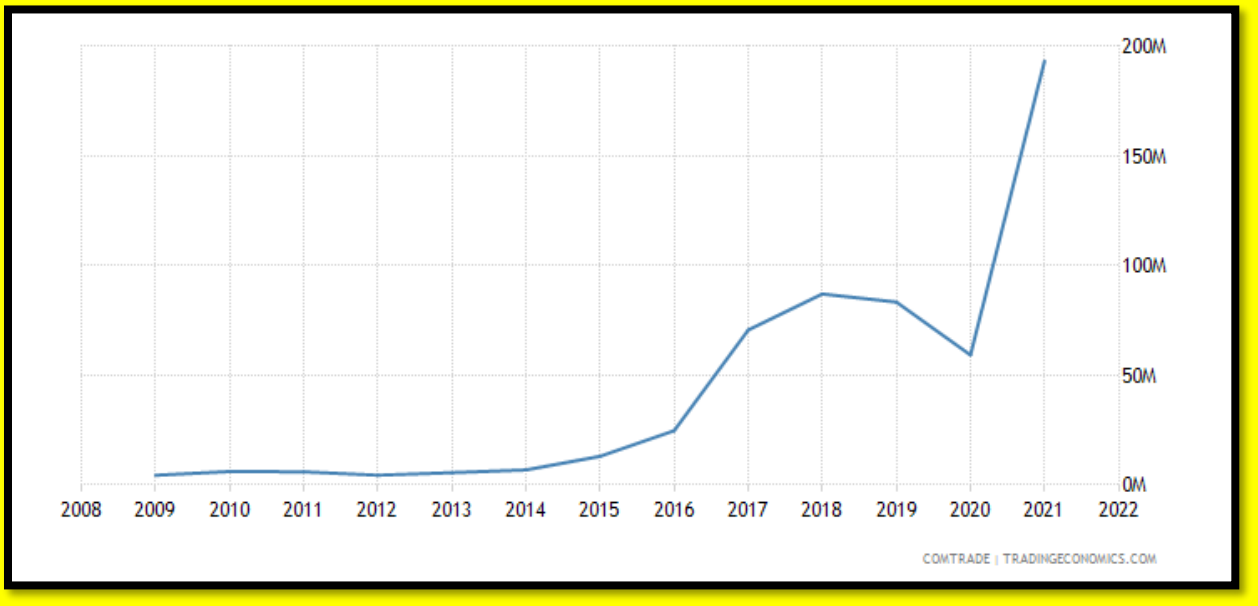


**4. Pakistan exports to Singapore 74.86 million US\$ [4]**

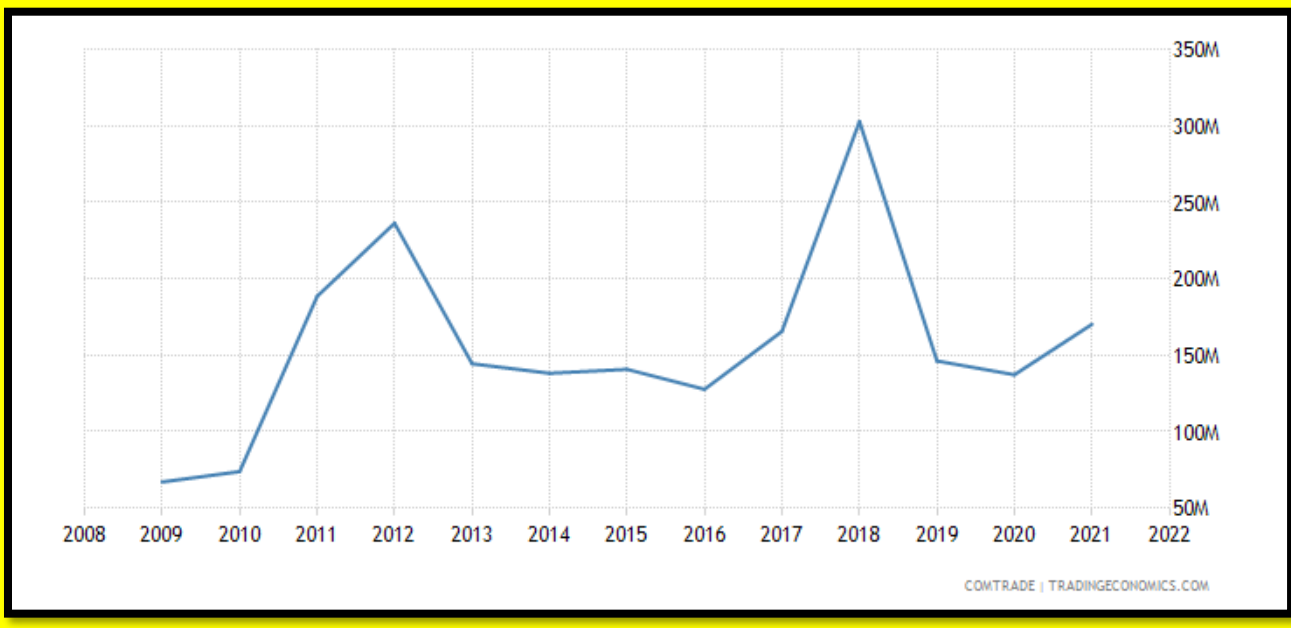




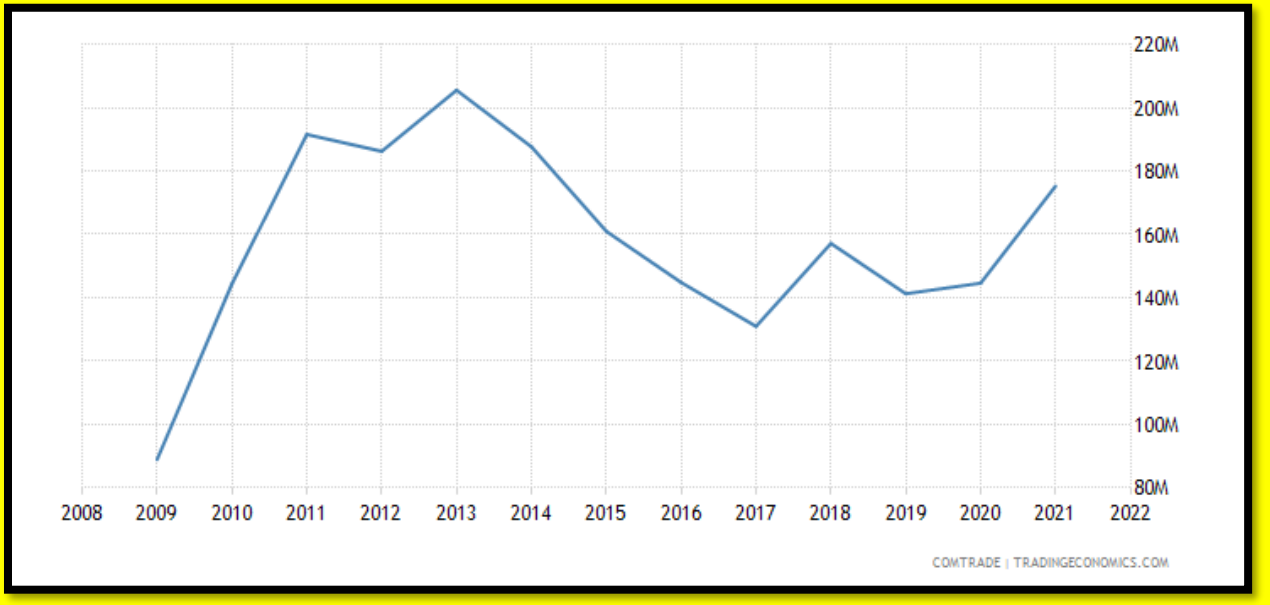
**5. Pakistan exports to Kazakhstan 193.1 million US\$ [5]**



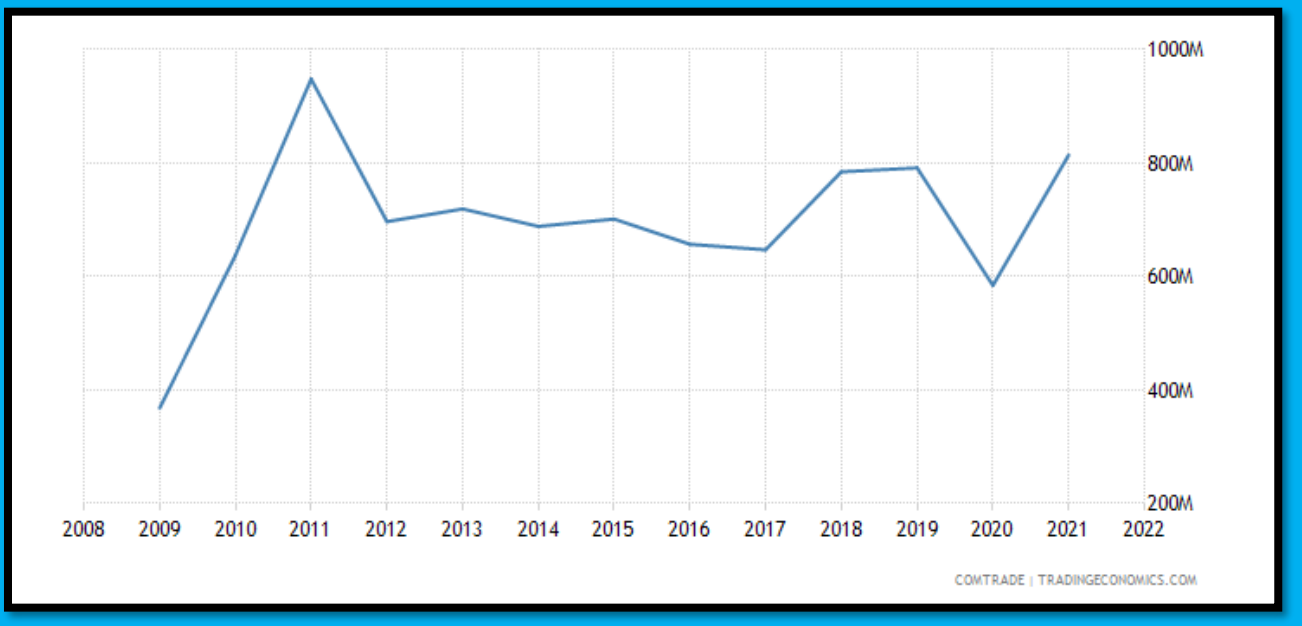
**6. Pakistan exports to Indonesia 170.22 million US\$ [6]**



**7. Pakistan exports to Russia 175.2 US\$[7]**



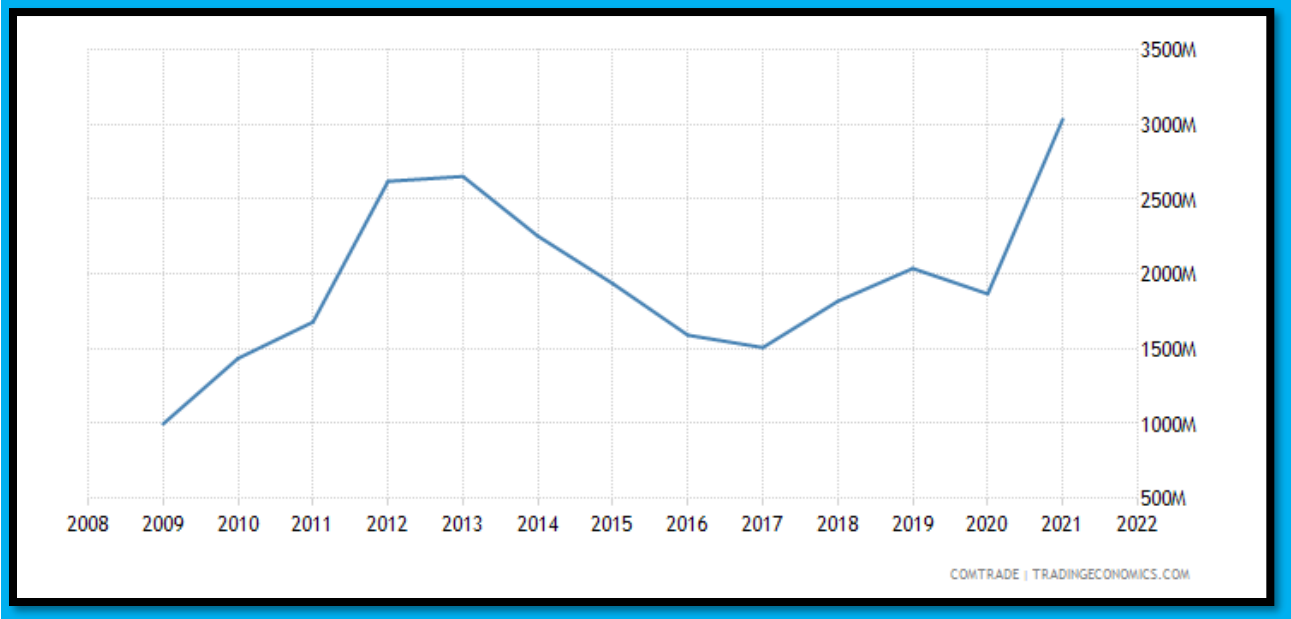
**8. Pakistan exports to Bangladesh 813.22 million US\$ [8]**



**9. Pakistan exports to Afghanistan 833.42 million US\$[9]**



**10. Pakistan exports to China 3030 million US\$[10]**



## References

1. <https://tradingeconomics.com/pakistan/exports/india>.
2. <https://tradingeconomics.com/pakistan/exports/turkey>.
3. <https://tradingeconomics.com/pakistan/exports/japan>.
4. <https://tradingeconomics.com/pakistan/exports/singapore>.
5. <https://tradingeconomics.com/pakistan/exports/kazakhstan>.
6. <https://tradingeconomics.com/pakistan/exports/indonesia>.
7. <https://tradingeconomics.com/pakistan/exports/russia>.
8. <https://tradingeconomics.com/pakistan/exports/bangladesh>.
9. <https://tradingeconomics.com/pakistan/exports/afghanistan>.
10. <https://tradingeconomics.com/pakistan/exports/china>.
11. [//tradingeconomics.com/pakistan/exports-by-country](https://tradingeconomics.com/pakistan/exports-by-country)
12. <https://tradingeconomics.com/pakistan/imports>
13. [https://en.wikipedia.org/wiki/List\\_of\\_countries\\_by\\_exports](https://en.wikipedia.org/wiki/List_of_countries_by_exports)