


FCCI

Research & Development Center



Prepared By:

Title

Creating an Inclusive Economy

Anam Shareef

(Research Assistant)

M.Phil. Physics

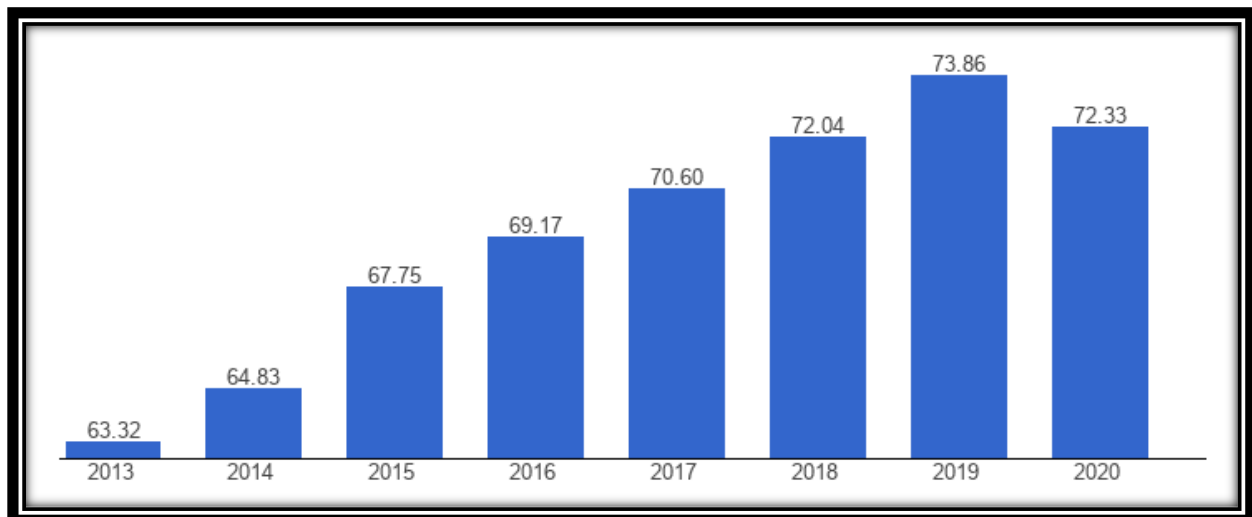
(University of Agriculture, Faisalabad.)

Pakistan: Labor force

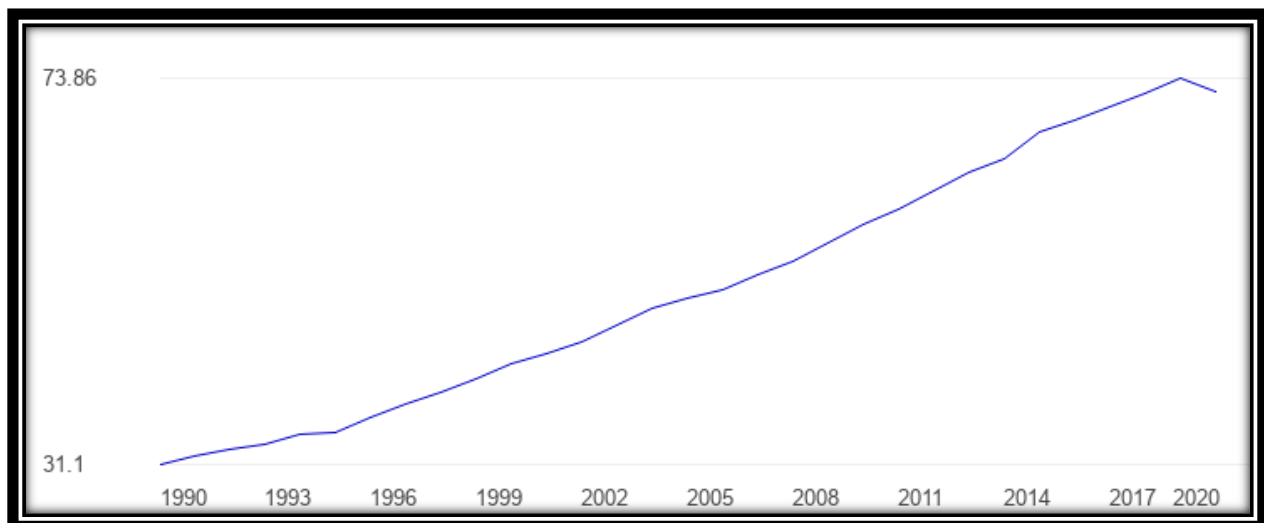
Pakistan: Labor force, million people, 1990 - 2020:

For that indicator, we provide data for Pakistan from 1990 to 2020. The average value for Pakistan during that period was 50.61 million people with a minimum of 31.1 million people in 1990 and a maximum of 73.86 million people in 2019. The latest value from 2020 is 72.33 million people. For comparison, the world average in 2020 based on 181 countries is 19.51 million people. See the [global rankings](#) for that indicator or use the [country comparator](#) to compare trends over time.

Recent Value



Longer historical Series

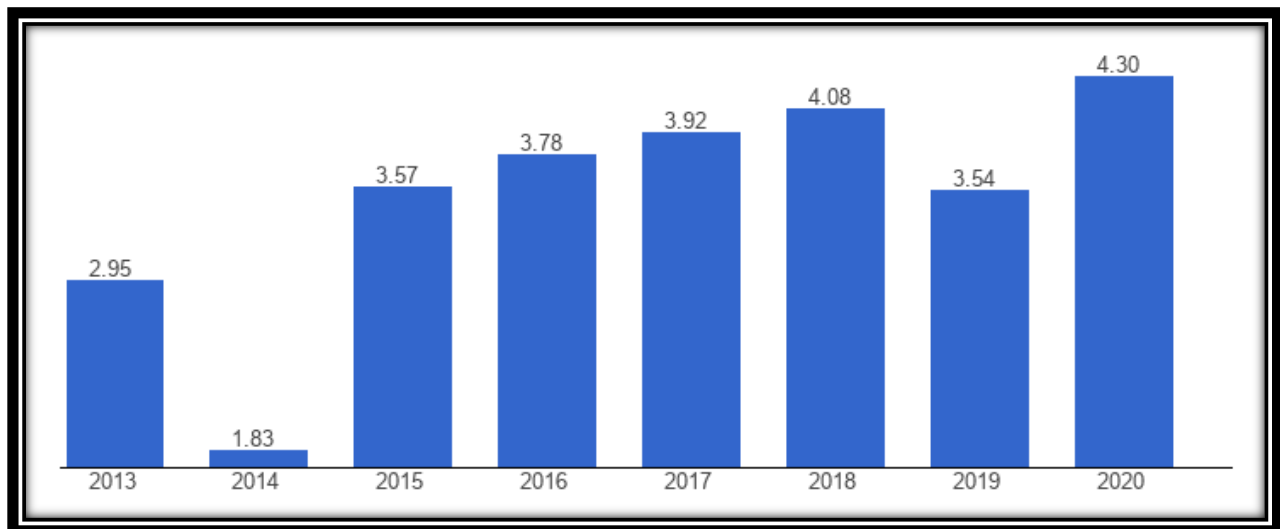


Pakistan: Unemployment rate

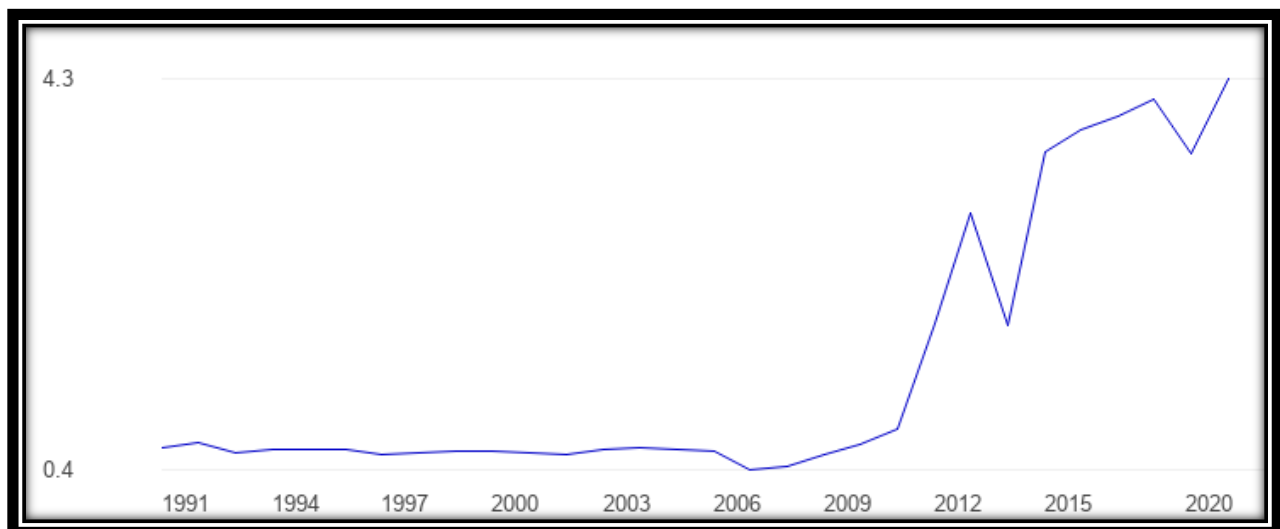
Pakistan: Unemployment rate, 1991 - 2020:

For that indicator, we provide data for Pakistan from 1991 to 2020. The average value for Pakistan during that period was 1.4 percent with a minimum of 0.4 percent in 2007 and a maximum of 4.3 percent in 2020. The latest value from 2020 is 4.3 percent. For comparison, the world average in 2020 based on 181 countries is 8.49 percent. See the [global rankings](#) for that indicator or use the [country comparator](#) to compare trends over time.

Recent Value



Longer historical series

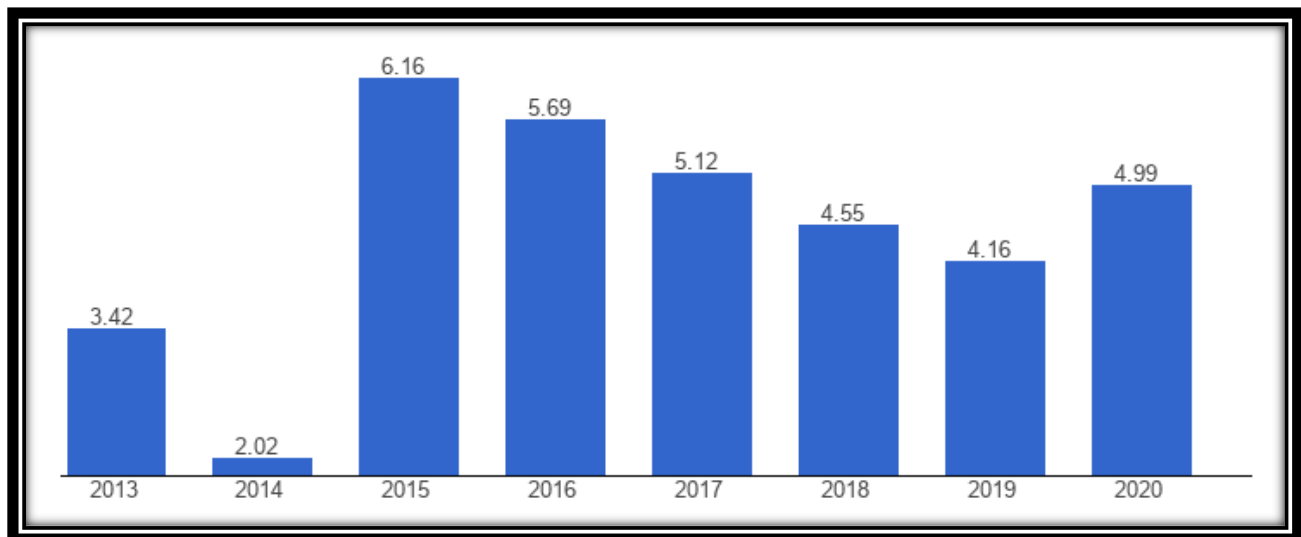


Pakistan: Female unemployment

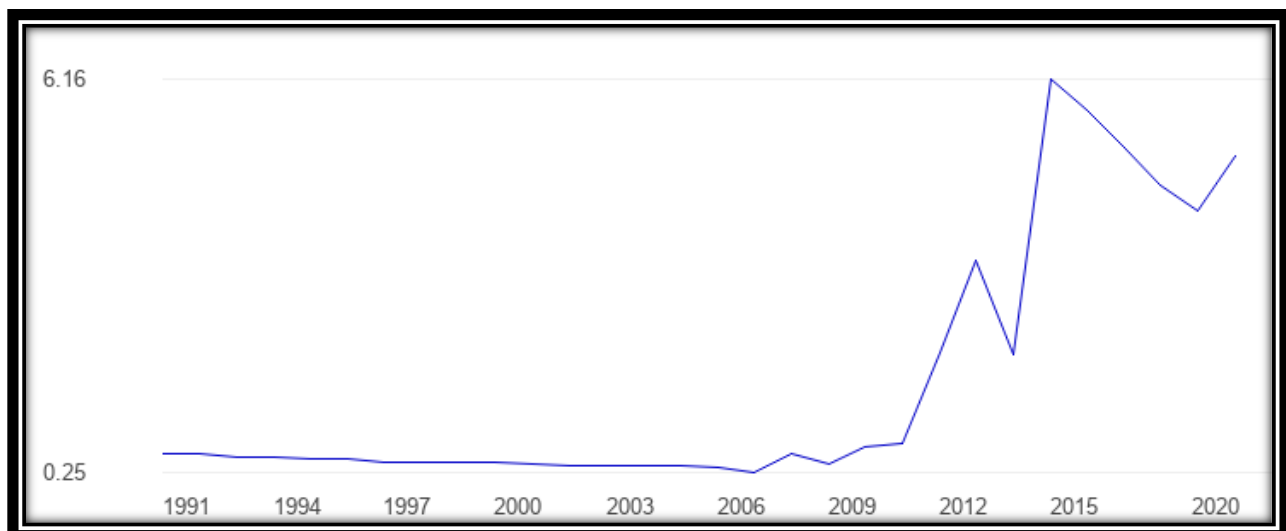
Pakistan: Unemployment rate for females, 1991 - 2020:

For that indicator, we provide data for Pakistan from 1991 to 2020. The average value for Pakistan during that period was 1.57 percent with a minimum of 0.25 percent in 2007 and a maximum of 6.16 percent in 2015. The latest value from 2020 is 4.99 percent. For comparison, the world average in 2020 based on 181 countries is 10.01 percent. See the [global rankings](#) for that indicator or use the [country comparator](#) to compare trends over time.

Recent values



Longer historical series

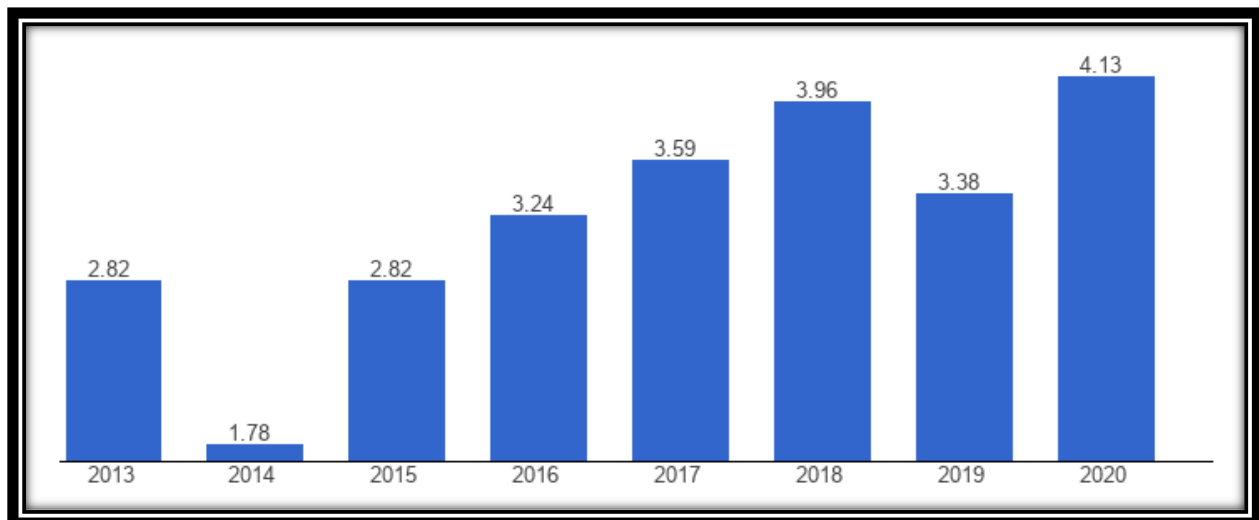


Pakistan: Male unemployment

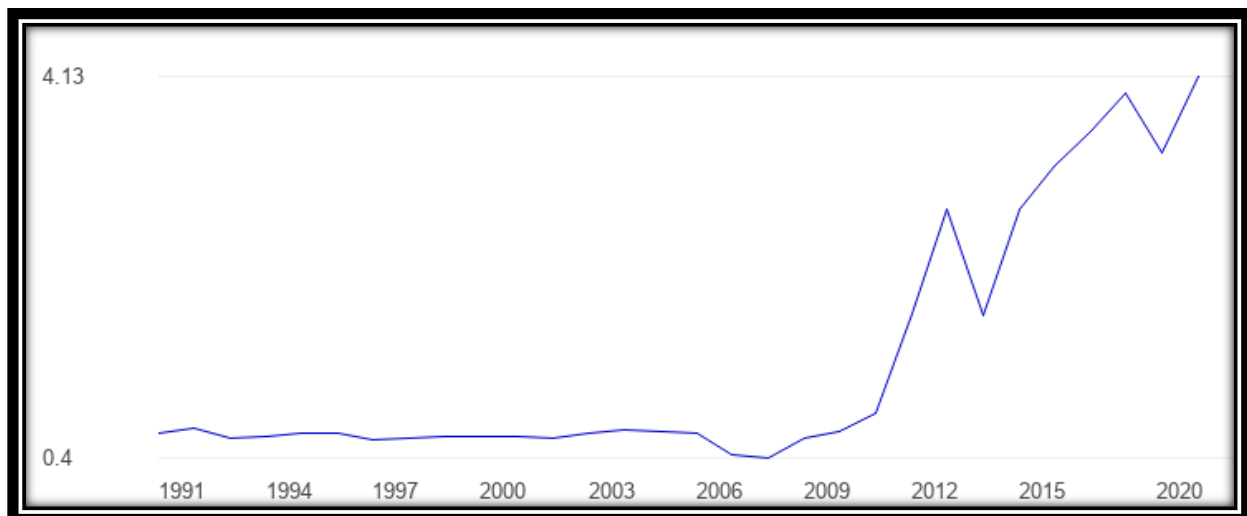
Pakistan: Unemployment rate for males, 1991 - 2020:

For that indicator, we provide data for Pakistan from 1991 to 2020. The average value for Pakistan during that period was 1.34 percent with a minimum of 0.4 percent in 2008 and a maximum of 4.13 percent in 2020. The latest value from 2020 is 4.13 percent. For comparison, the world average in 2020 based on 181 countries is 7.88 percent. See the [global rankings](#) for that indicator or use the [country comparator](#) to compare trends over time.

Recent values



Longer historical series

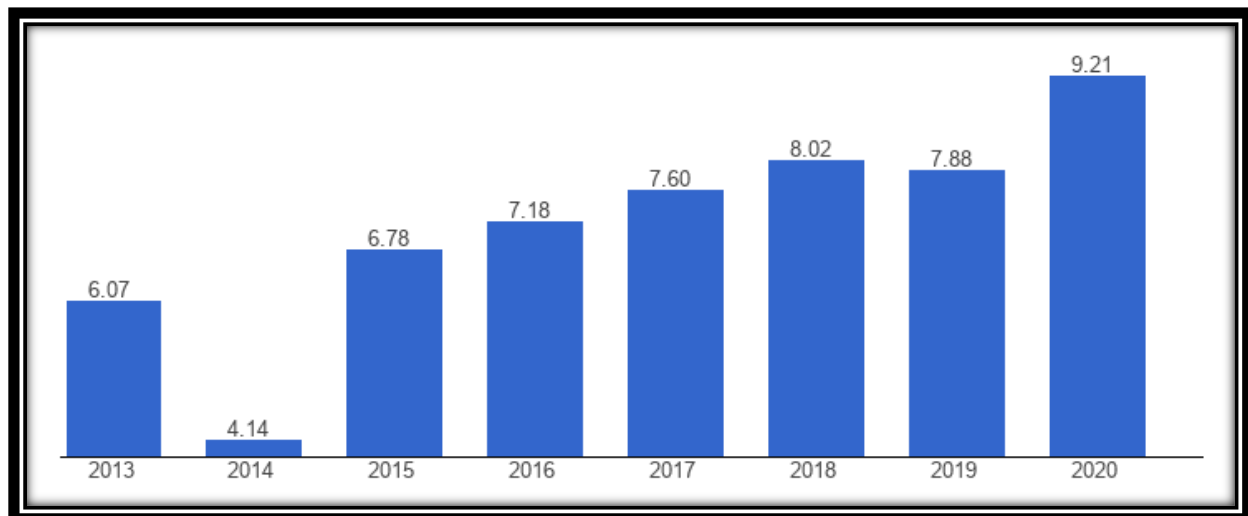


Pakistan: Youth unemployment

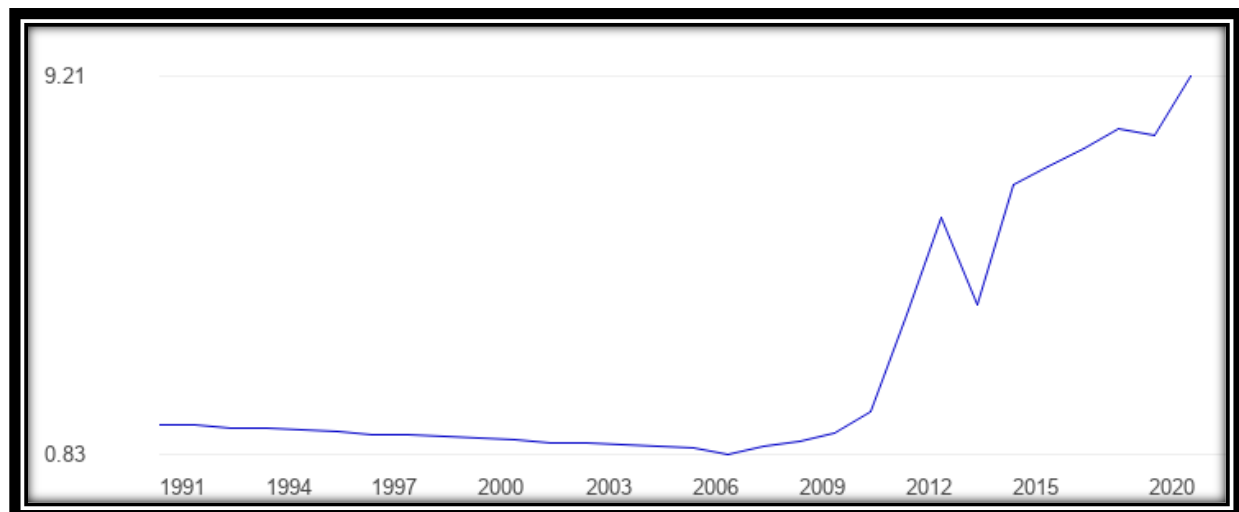
Pakistan: Youth unemployment, ages 15-24, 1991 - 2020:

For that indicator, we provide data for Pakistan from 1991 to 2020. The average value for Pakistan during that period was 2.88 percent with a minimum of 0.83 percent in 2007 and a maximum of 9.21 percent in 2020. The latest value from 2020 is 9.21 percent. For comparison, the world average in 2020 based on 181 countries is 18.98 percent. See the [global rankings](#) for that indicator or use the [country comparator](#) to compare trends over time.

Recent values



Longer historical series

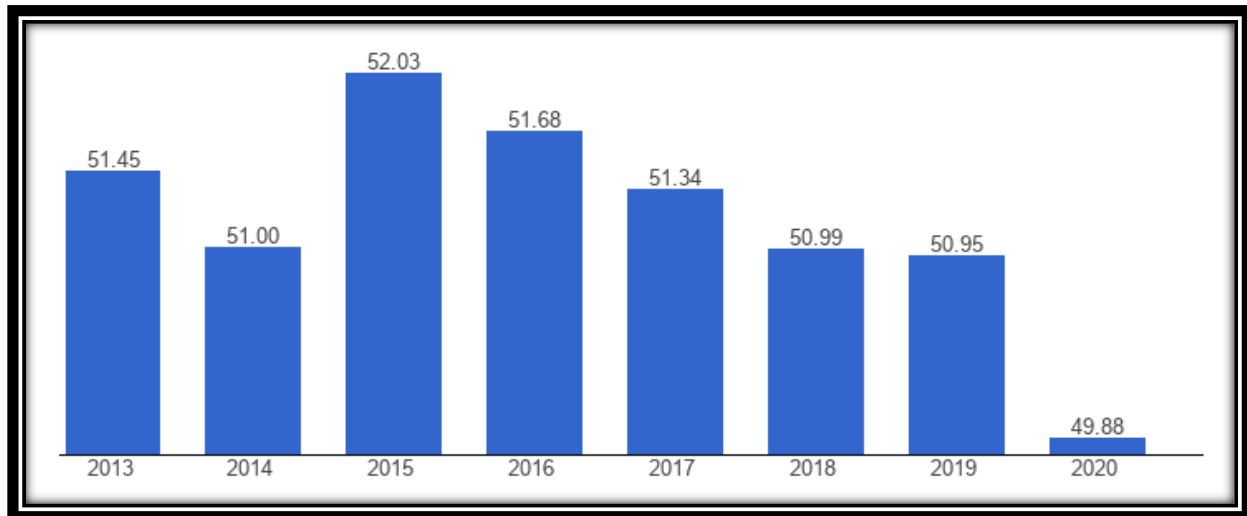


Pakistan: Labor force participation

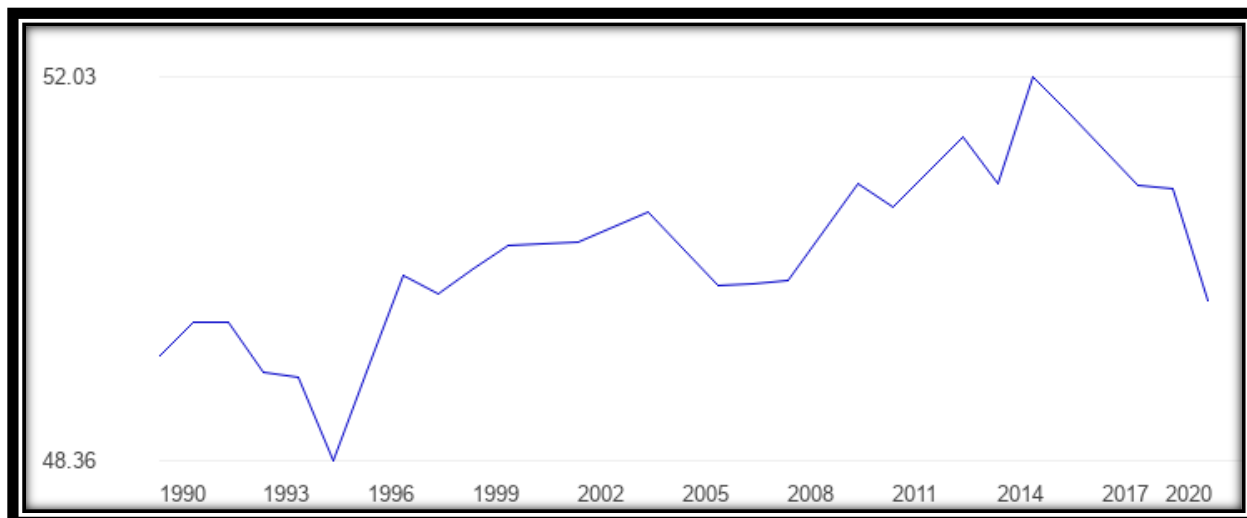
Pakistan: Labor force participation rate, 1990 - 2020:

For that indicator, we provide data for Pakistan from 1990 to 2020. The average value for Pakistan during that period was 50.35 percent with a minimum of 48.36 percent in 1995 and a maximum of 52.03 percent in 2015. The latest value from 2020 is 49.88 percent. For comparison, the world average in 2020 based on 181 countries is 59.60 percent. See the [global rankings](#) for that indicator or use the [country comparator](#) to compare trends over time.

Recent values



Longer historical series

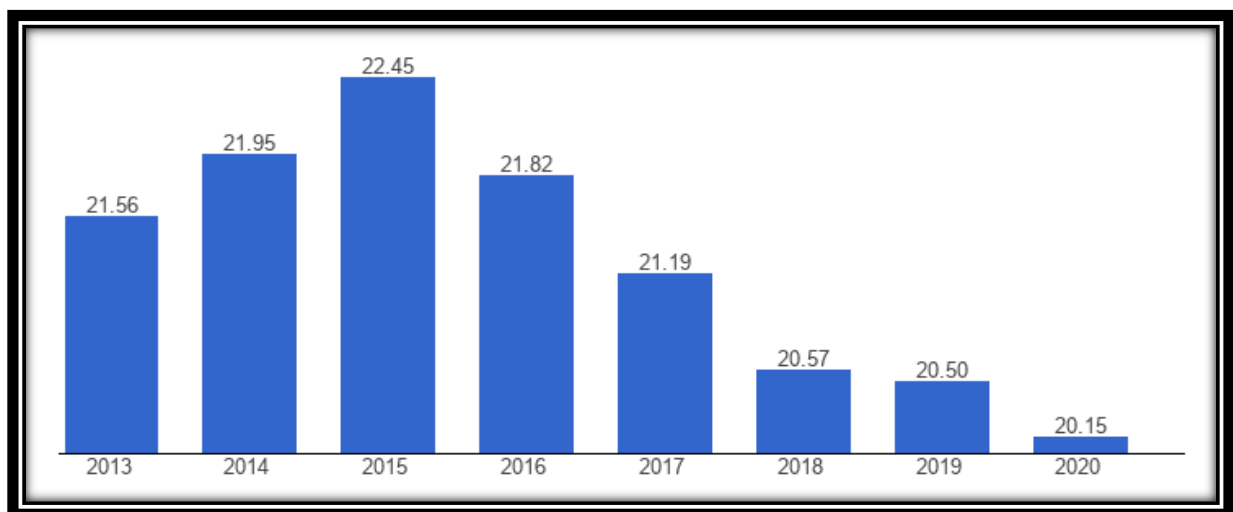


Pakistan: Labor force: percent female

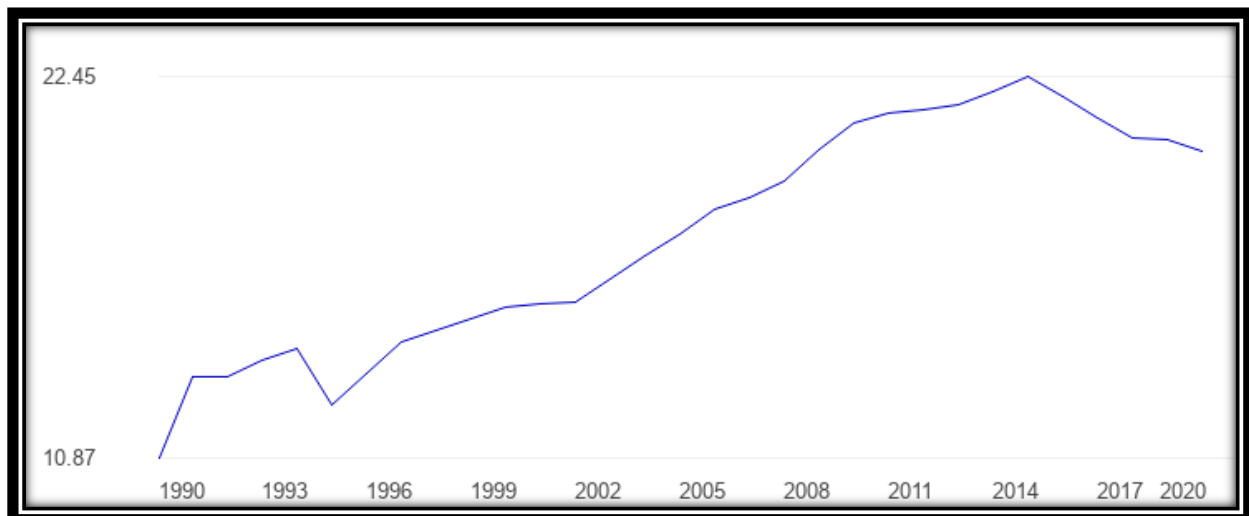
Pakistan: Labor force, percent female, 1990 - 2020:

For that indicator, we provide data for Pakistan from 1990 to 2020. The average value for Pakistan during that period was 17.53 percent with a minimum of 10.87 percent in 1990 and a maximum of 22.45 percent in 2015. The latest value from 2020 is 20.15 percent. For comparison, the world average in 2020 based on 181 countries is 41.09 percent. See the [global rankings](#) for that indicator or use the [country comparator](#) to compare trends over time.

Recent values



Longer historical series

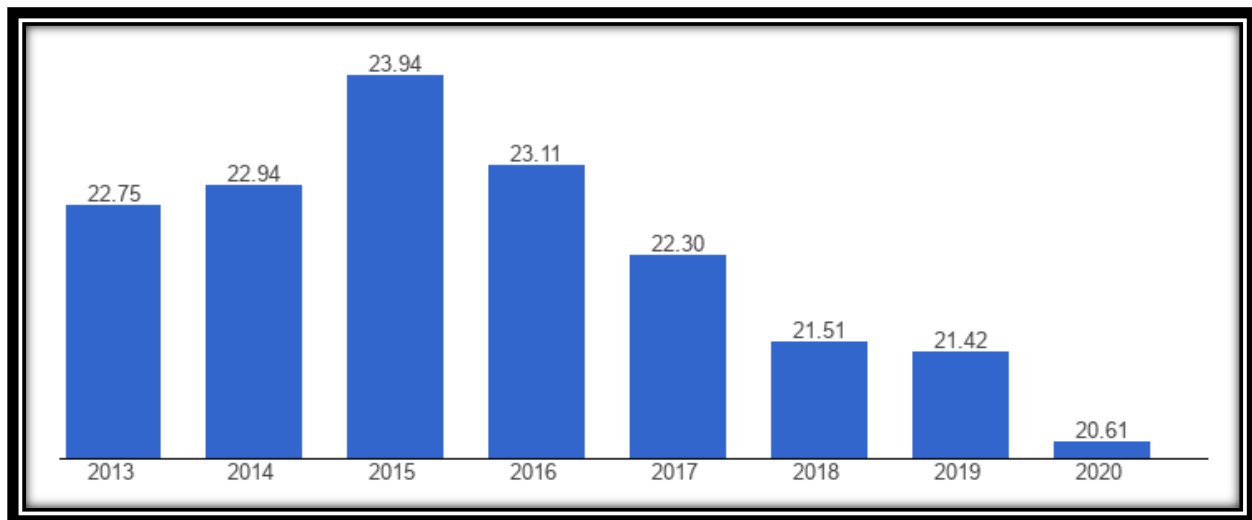


Pakistan: Female labor force participation

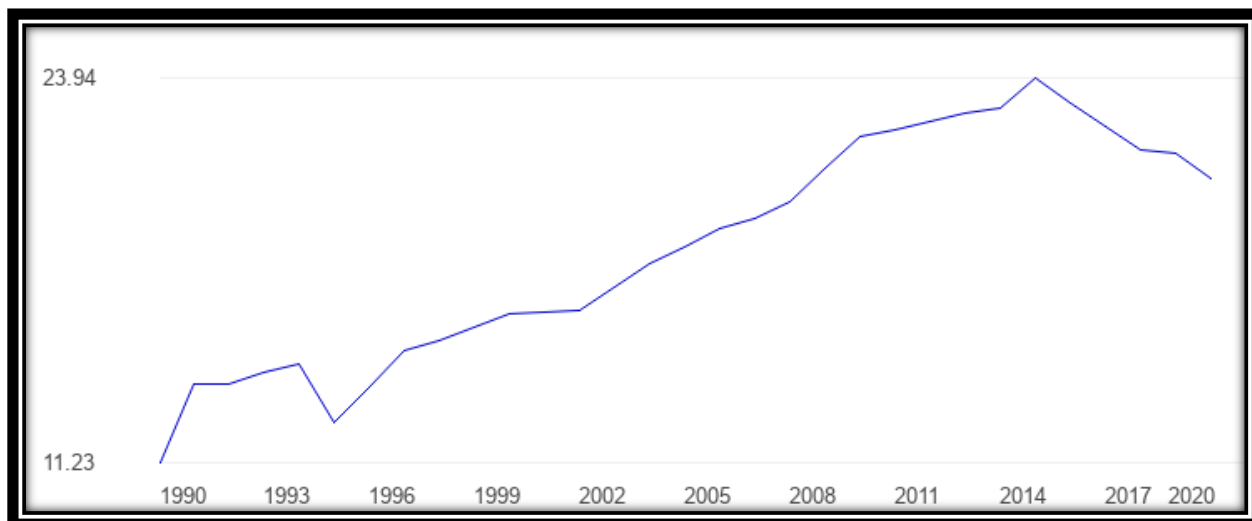
Pakistan: Female labor force participation rate, 1990 - 2020:

For that indicator, we provide data for Pakistan from 1990 to 2020. The average value for Pakistan during that period was 18.24 percent with a minimum of 11.23 percent in 1990 and a maximum of 23.94 percent in 2015. The latest value from 2020 is 20.61 percent. For comparison, the world average in 2020 based on 181 countries is 49.61 percent. See the [global rankings](#) for that indicator or use the [country comparator](#) to compare trends over time.

Recent values



Longer historical series

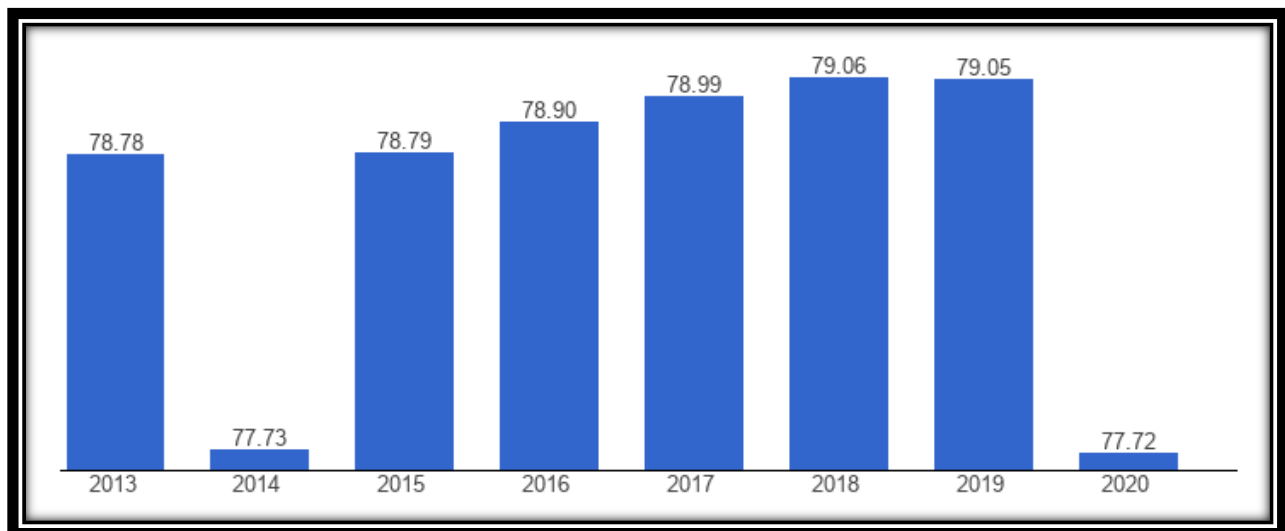


Pakistan: Male labor force participation

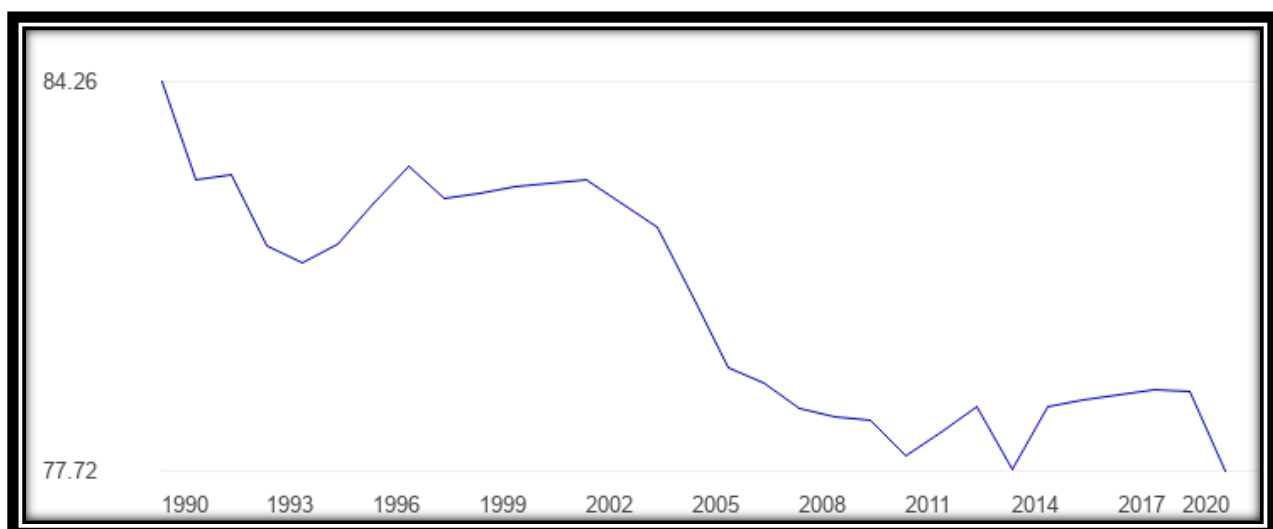
Pakistan: Male labor force participation rate, 1990 - 2020:

For that indicator, we provide data for Pakistan from 1990 to 2020. The average value for Pakistan during that period was 80.5 percent with a minimum of 77.72 percent in 2020 and a maximum of 84.26 percent in 1990. The latest value from 2020 is 77.72 percent. For comparison, the world average in 2020 based on 181 countries is 69.25 percent. See the [global rankings](#) for that indicator or use the [country comparator](#) to compare trends over time.

Recent values



Longer historical series



References

1. https://www.theglobaleconomy.com/Pakistan/labor_force/
2. https://www.theglobaleconomy.com/Pakistan/Unemployment_rate/
3. https://www.theglobaleconomy.com/Pakistan/Female_unemployment/
4. https://www.theglobaleconomy.com/Pakistan/Male_unemployment/
5. https://www.theglobaleconomy.com/Pakistan/Youth_unemployment/
6. https://www.theglobaleconomy.com/Pakistan/Labor_force_participation/
7. https://www.theglobaleconomy.com/Pakistan/Labor_force_percent_female/
8. https://www.theglobaleconomy.com/Pakistan/Female_labor_force_participation/
9. https://www.theglobaleconomy.com/Pakistan/Male_labor_force_participation/