

FCCI

Research & Development Center

































Countries GDP & Area
















Prepared By

Muhammad Faizan
















M.sc (Hons) ERE














Rank	Country	GDP(\$Million)	Area(Km ²)	Population
	World	87,445,260		
1	 United States	21,433,226	9,372,610	331,002,651
2	 China ^[n 9]	14,342,933	9,706,961	1,439,323,776
3	 Japan	5,082,465	377,930	126,476,461
4	 Germany	3,861,123	357,114	83,783,942
5	 India	2,891,582	3,287,590	1,380,004,385
6	 United Kingdom	2,826,441	242,900	67,886,011
7	 France	2,715,518	551,695	65,273,511
8	 Italy	2,003,576	301,336	60,461,826
9	 Brazil	1,847,795	8,515,767	212,559,417
10	 Canada	1,741,496	9,984,670	37,742,154
11	 Russia	1,692,930	17,098,242	145,934,462
12	 South Korea	1,646,539	100,210	51,269,185
13	 Spain	1,393,490	505,992	46,754,778
14	 Australia	1,380,207	7,692,024	25,499,884
15	 Mexico	1,256,440	1,964,375	128,932,753
16	 Indonesia	1,119,190	1,904,569	273,523,615
17	 Netherlands	907,050	41,850	17,134,872

18	 Saudi Arabia	792,966	2,149,690	34,813,871
19	 Turkey	761,425	783,562	84,339,067
20	 Switzerland	731,425	41,284	8,654,622
21	 Iran	603,779	1,648,195	83,992,949
22	 Poland	595,862	312,679	37,846,611
23	 Thailand	542,016	513,120	69,799,978
24	 Belgium	533,097	30,528	11,589,623
25	 Sweden	530,883	450,295	10,099,265
26	 Nigeria	474,516	923,768	206,139,589
27	 Argentina	449,663	2,780,400	45,195,774
28	 Austria	445,075	83,871	9,006,398
29	 United Arab Emirates	421,142	83,600	9,890,402
30	 Norway	403,336	323,802	5,421,241
31	 Ireland	398,590	70,273	4,937,786
32	 Israel	395,098	20,770	8,655,535
















33	 Singapore	372,073	710	5,850,342
34	 Hong Kong (PRC)	365,710	1,104	7,496,981
35	 Malaysia	364,684	330,803	32,365,999
36	 Philippines	359,354	342,353	109,581,078
37	 South Africa	351,430	1,221,037	59,308,690
38	 Denmark	350,104	43,094	5,792,202
39	 Colombia	323,802	1,141,748	50,882,891
40	 Egypt	317,359	1,002,450	102,334,404
41	 Bangladesh	301,051	147,570	164,689,383
42	 Chile	282,318	756,102	19,116,201
43	 Finland	269,296	338,424	5,540,720
44	 Vietnam	261,921	331,212	97,338,579
45	 Pakistan	256,996	881,912	220,892,340
46	 Czech Republic	250,680	78,866	10,708,981
47	 Romania	250,075	238,391	19,237,691

Dated: 08-05-2021














48	 Portugal	238,785	92,090	10,196,709
49	 Peru	226,850	1,285,216	32,971,854
50	 Iraq	225,232	438,317	40,222,493
51	 New Zealand	206,936	270,467	4,822,233
52	 Greece	205,326	131,990	10,423,054
53	 Qatar	183,466	11,586	2,881,053
54	 Kazakhstan	181,667	2,724,900	18,776,707
55	 Algeria	171,157	2,381,741	43,851,044
56	 Hungary	163,469	93,028	9,660,351
57	 Ukraine ^[n 5]	153,781	603,500	43,733,762
58	 Venezuela	134,960	916,445	28,435,940
59	 Kuwait	134,623	17,818	4,270,571
60	 Morocco	119,700	446,550	36,910,560
61	 Ecuador	107,435	276,841	17,643,054
62	 Cuba	105,354	109,884	11,326,616














63	 Slovakia	105,079	49,037	5,459,642
64	 <i>Puerto Rico (United States)</i>	104,988	8,870	2,860,853
65	 Kenya	95,501	580,367	53,771,296
66	 Ethiopia	92,750	1,104,300	114,963,588
67	 Dominican Republic	88,941	48,671	10,847,910
68	 Angola	85,000	1,246,700	32,866,272
69	 Sri Lanka	84,008	65,610	21,413,249
70	 Myanmar	76,784	676,578	54,409,800
71	 Guatemala	76,710	108,889	17,915,568
72	 Oman	76,331	309,500	5,106,626
73	 Luxembourg	71,104	2,586	625,978
74	 Bulgaria	67,925	110,879	6,948,445
75	 Ghana	66,999	238,533	31,072,940














Dated: 08-05-2021

76	 Panama	66,787	75,417	4,314,767
77	 Belarus	63,080	207,600	9,449,323
78	 Costa Rica	61,773	51,100	5,094,118
79	 Tanzania	61,136	945,087	59,734,218
80	 Croatia	60,415	56,594	4,105,267
81	 Côte d'Ivoire	58,539	322,463	26,378,274
82	 Lebanon	56,409	10,452	6,825,445
83	 Uruguay	56,045	181,034	3,473,730
84	 Uzbekistan	57,921	447,400	33,469,203
85	 Lithuania	54,627	65,300	2,722,289
86	 Slovenia	54,174	20,273	2,078,938
87	 <i>Macau (PRC)</i>	53,859	30	649,000
88	 Serbia	51,475	88,361	8,737,371
89	 Turkmenistan	48,276	488,100	6,031,200
90	 Azerbaijan	48,047	86,600	10,139,177














Dated: 08-05-2021














91	 Congo, Democratic Republic of the	47,319	2,344,858	89,561,403
92	 Jordan	44,502	89,342	10,203,134
93	 Bolivia	40,895	1,098,581	11,673,021
94	 Cameroon	38,861	475,442	26,545,863
95	 Tunisia	38,797	163,610	11,818,619
96	 Bahrain	38,574	765	1,701,575
97	 Paraguay	38,086	406,752	7,132,538
98	 Sudan	34,895	1,886,068	43,849,260
99	 Latvia	34,102	64,559	1,886,198
100	 Uganda	32,609	241,550	45,741,007
101	 Libya	32,600	1,759,540	6,871,292
102	 Estonia	31,471	45,227	1,326,535
103	 Nepal	30,714	147,181	29,136,808










104	 Cambodia	27,097	181,035	16,718,965
105	 El Salvador	27,022	21,041	6,486,205
106	 Honduras	25,095	112,492	9,904,607
107	 Papua New Guinea	24,969	462,840	8,947,024
108	 Yemen	24,935	527,968	29,825,964
109	 Cyprus	24,565	9,251	1,207,359
110	 Iceland	24,188	103,000	341,243
111	 Senegal	23,664	196,722	16,743,927
112	 Trinidad and Tobago	23,208	5,130	1,399,488
113	 Zambia	23,085	752,612	18,383,955
114	 Zimbabwe	21,440	390,757	14,862,924
115	 Syria	20,379	185,180	17,500,658
116	 Bosnia and Herzegovina	20,164	51,209	3,280,819

117	 Laos	18,822	236,800	7,275,560
118	 Botswana	18,340	582,000	2,351,627
119	 Afghanistan	17,876	652,230	38,928,346
120	 Georgia	17,742	69,700	3,989,167
121	 Mali	17,432	1,240,192	20,250,833
122	 Palestine	17,058	6,220	5,101,414
123	 Gabon	16,887	267,668	2,225,734
124	 Korea, North	16,331	120,538	25,778,816
125	 Burkina Faso	15,990	272,967	20,903,273
126	 Jamaica	15,830	10,991	2,961,167
127	 Mozambique	15,296	801,590	31,255,435
128	 Albania	15,278	28,748	2,877,797
129	 Malta	14,863	316	441,543













Dated: 08-05-2021

130	 Benin	14,403	112,622	12,123,200
131	 Mauritius	14,180	2,040	1,271,768
132	 Madagascar	14,104	587,041	27,691,018
133	 Mongolia	13,852	1,564,110	3,278,290
134	 Armenia	13,672	29,743	2,963,243
135	 Bahamas, The	13,578	13,943	393,244
136	 Brunei	13,469	5,765	437,479
137	 Niger	12,927	1,267,000	24,206,644
138	 North Macedonia	12,694	25,713	2,083,374
139	 Nicaragua	12,520	130,373	6,624,554
140	 Congo, Republic of the	12,397	2,344,858	89,561,403
141	 Namibia	12,366	825,615	2,540,905
142	 Guinea	12,354	245,857	13,132,795



143	 Moldova	11,955	33,846	4,033,963
144	 Chad	11,271	1,284,000	16,425,864
145	 Equatorial Guinea	11,024	28,051	1,402,985
146	 Rwanda	10,355	26,338	12,952,218
147	 <i>New Caledonia (France)</i>	9,879	18,575	285,498
148	 Kyrgyzstan	8,454	199,951	6,524,195
149	 Tajikistan	8,333	143,100	9,537,645
150	 Malawi	8,099	118,484	19,129,952
151	 Haiti	8,051	27,750	11,402,528
152	 Kosovo	7,952	10,887	1,873,000
153	 Mauritania	7,593	1,030,700	4,649,658
154	 Monaco	7,423	2	39,242
155	 <i>Bermuda (United Kingdom)</i>	7,361	54	62,278

156	 Togo	7,270	56,785	8,278,724
157	 Liechtenstein	6,797	160	38,128
158	 <i>French Polynesia (France)</i>	6,023	4,167	280,908
159	 <i>Cayman Islands (UK)</i>	6,020	264	65,722
160	 Maldives	5,642	300	540,544
161	 Montenegro	5,542	13,812	628,066
162	 Fiji	5,504	18,272	896,445
163	 Barbados	5,209	430	287,375
164	 Guyana	5,173	214,969	786,552
165	 South Sudan	4,959	619,745	11,193,725
166	 Eswatini	4,594	17,364	1,160,164
167	 Sierra Leone	4,121	71,740	7,976,983
168	 Suriname	3,697	163,820	586,632

Dated: 08-05-2021

169	 <i>Aruba (Netherlands)</i>	3,293	180	106,766
170	 Djibouti	3,166	23,200	988,000
172	 Andorra	3,154	468	77,265
173	 <i>Curaçao (Netherlands)</i>	3,101	444	164,093
174	 <i>Greenland (Denmark)</i>	3,023	2,166,086	56,770
175	 Burundi	3,002	27,834	11,890,784
176	 Liberia	2,582	111,369	5,057,681
177	 Bhutan	2,564	38,394	771,608
178	 Lesotho	2,460	30,355	2,142,249
179	 Central African Republic	2,220	622,984	4,829,767
180	 Saint Lucia	2,122	616	183,627
181	 Timor-Leste	2,017	14,874	1,318,445
182	 Eritrea	1,981	117,600	3,546,421

Dated: 08-05-2021

183	 Cape Verde	1,981	4,033	555,987
184	 Belize	1,906	22,966	397,628
185	 Gambia, The	1,822	10,689	2,416,668
186	 Zanzibar (Tanzania)	1,805	945,087	705,000
187	 Seychelles	1,698	452	98,347
188	 Antigua and Barbuda	1,661	442	97,929
189	 Somalia	1,626	637,657	15,893,222
190	 San Marino	1,602	61	33,931
191	 Guinea-Bissau	1,322	36,125	1,968,001
192	 Solomon Islands	1,302	28,896	686,884
193	 British Virgin Islands (United Kingdom)	1,296	151	30,231
194	 Grenada	1,211	344	112,523
195	 Turks and Caicos Islands (United Kingdom)	1,197	948	38,717
196	 Comoros	1,165	1,862	869,601

Dated: 08-05-2021

197	 Saint Kitts and Nevis	1,050	261	53,199
198	 <i>Sint Maarten (Netherlands)</i>	1,009	34	42,876
199	 Vanuatu	906	12,189	307,145
200	 Samoa	844	2,842	198,414
201	 Saint Vincent and the Grenadines	825	389	110,940
202	 Dominica	582	751	71,986
203	 Tonga	508	747	105,695
204	 São Tomé and Príncipe	421	964	219,159
205	 Micronesia, Federated States of	414	702	548,914
206	 <i>Cook Islands (New Zealand)</i>	379	236	17,564
207	 <i>Anguilla (United Kingdom)</i>	379	91	15,003
208	 Palau	280	459	18,094
209	 Marshall Islands	237	181	59,190
210	 Kiribati	194	811	119,449

211	 Nauru	132	21	10,824
212	 <i>Montserrat (United Kingdom)</i>	67	102	4,992
213	 Tuvalu	47	26	11,792

As per the [United Nations](#) (2019) & www.worldometers.info