



**A G R I C U L T U R E
A N D
L I V E S T O C K**

Atifa Irshad
M.Phil. Physics

CO-AUTHORS

Muhammad Qasim

Department of Agronomy

Anam Shareef

Department of Physics

Muhammad Faizan

Institute of Bussiness and Management

KEY FACTS

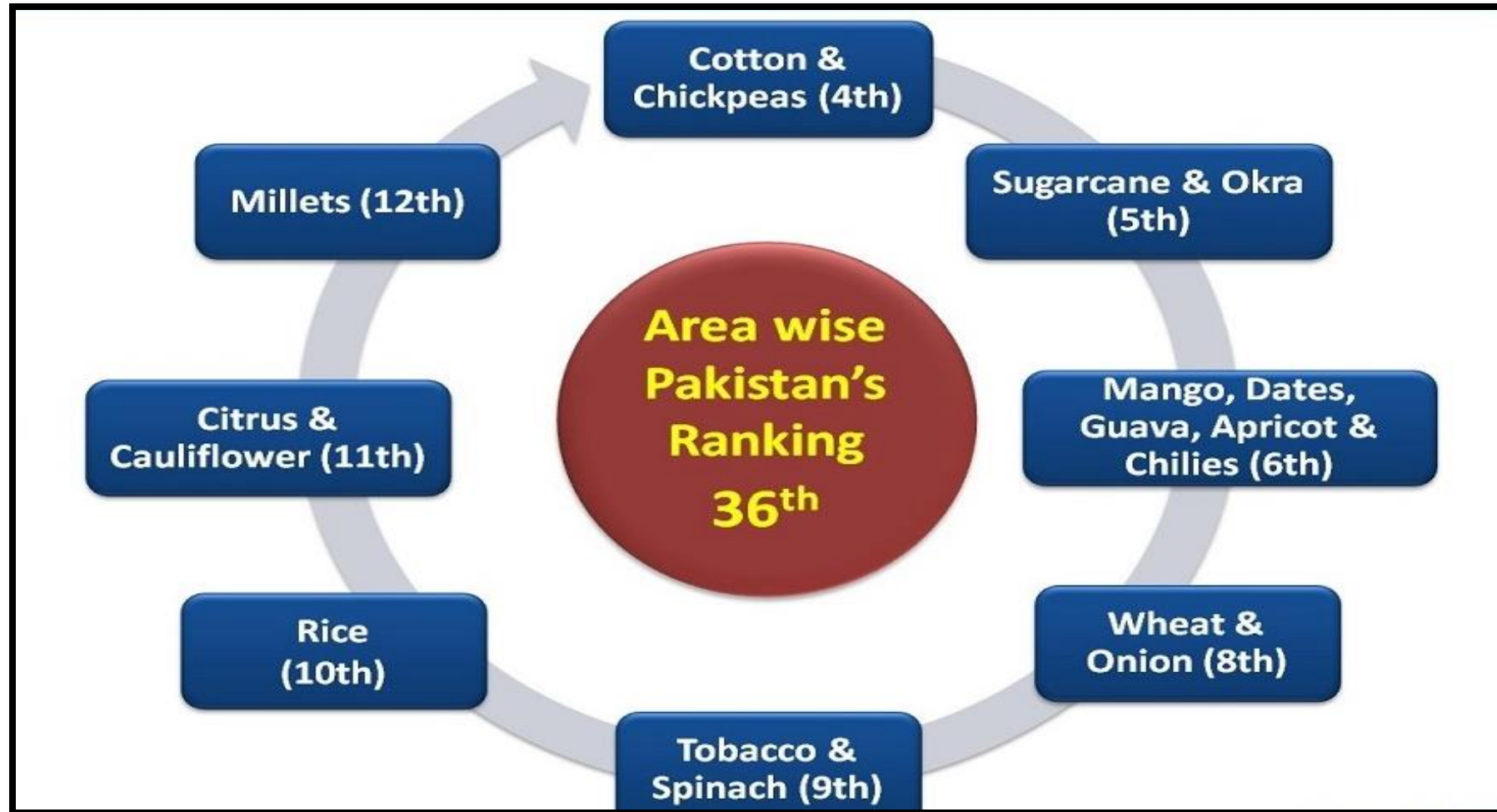
- The performance of Agriculture during 2019-20 remained remarkable. In the aggregate, the sector recorded strong growth of 2.67 % considerably higher than the 0.58 % growth achieved last year.
- The agriculture sector's performance during 2020-21 broadly stands encouraging as it grows by 2.77 % against the target of 2.8 %.
- During 2021-22, the agriculture sector recorded a remarkable growth of 4.40 % and surpassed the target of 3.5 % and last year's growth of 3.48 %.
- This growth is mainly driven by high yields, attractive output prices and supportive government policies, better availability of certified seeds, pesticides, and agriculture credit.
- The crops sector outperformed and posted a growth of 6.58 % during 2021-22 against 5.96 % last year

AGRICULTURE GROWTH

Sector	2019-20	2020-21	2021-22
Agriculture	3.91	3.48	4.40
1. Crops (i+ ii+ iii)	6.32	5.96	6.58
i) Important Crops	5.24	5.83	7.24
ii) Other Crops	9.21	8.27	5.44
iii) Cotton Ginning	4.06	-13.08	9.19

Source: Pakistan Economic Survey

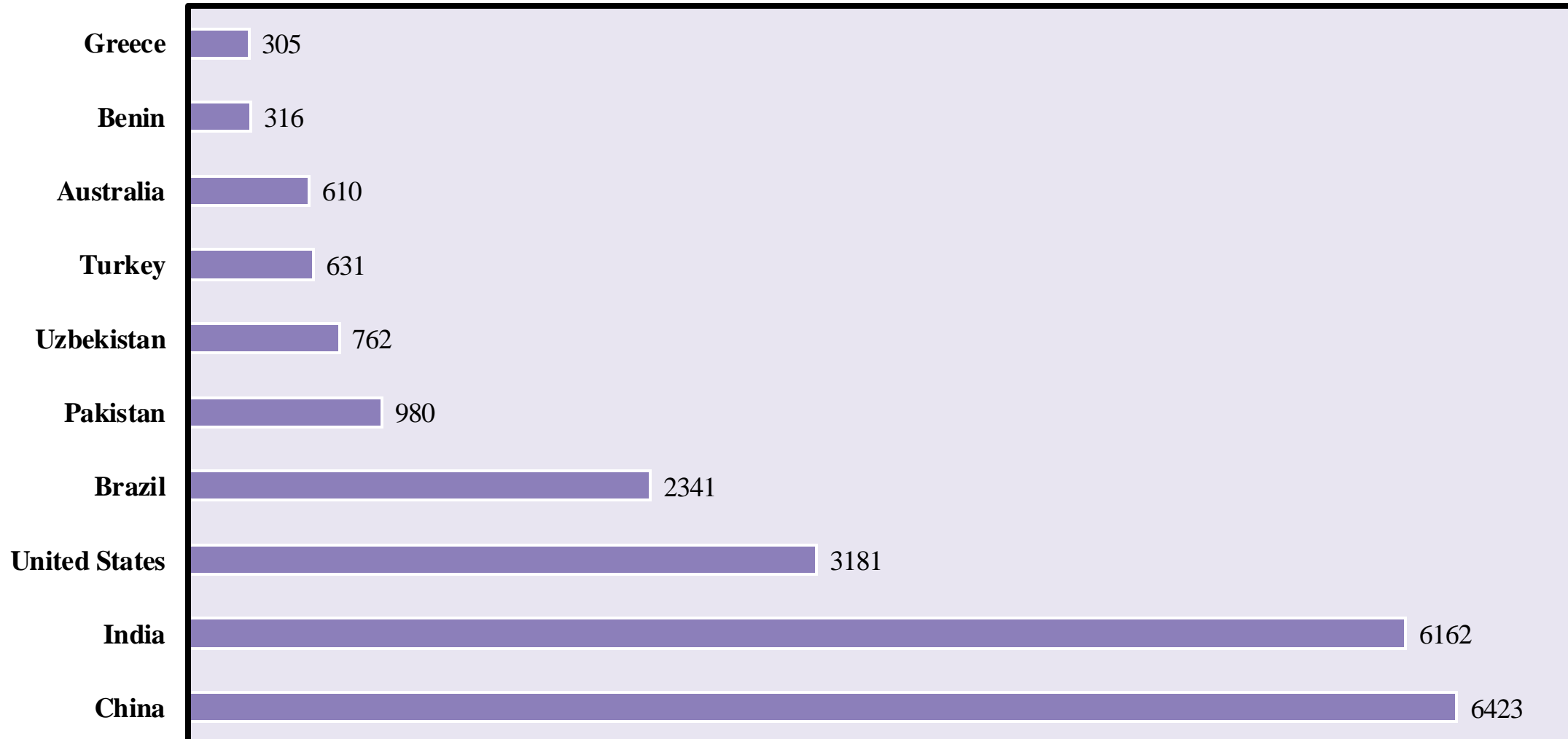
PAKISTAN RANKING IN THE WORLD (PRODUCTION)



Source: FAOSTAT

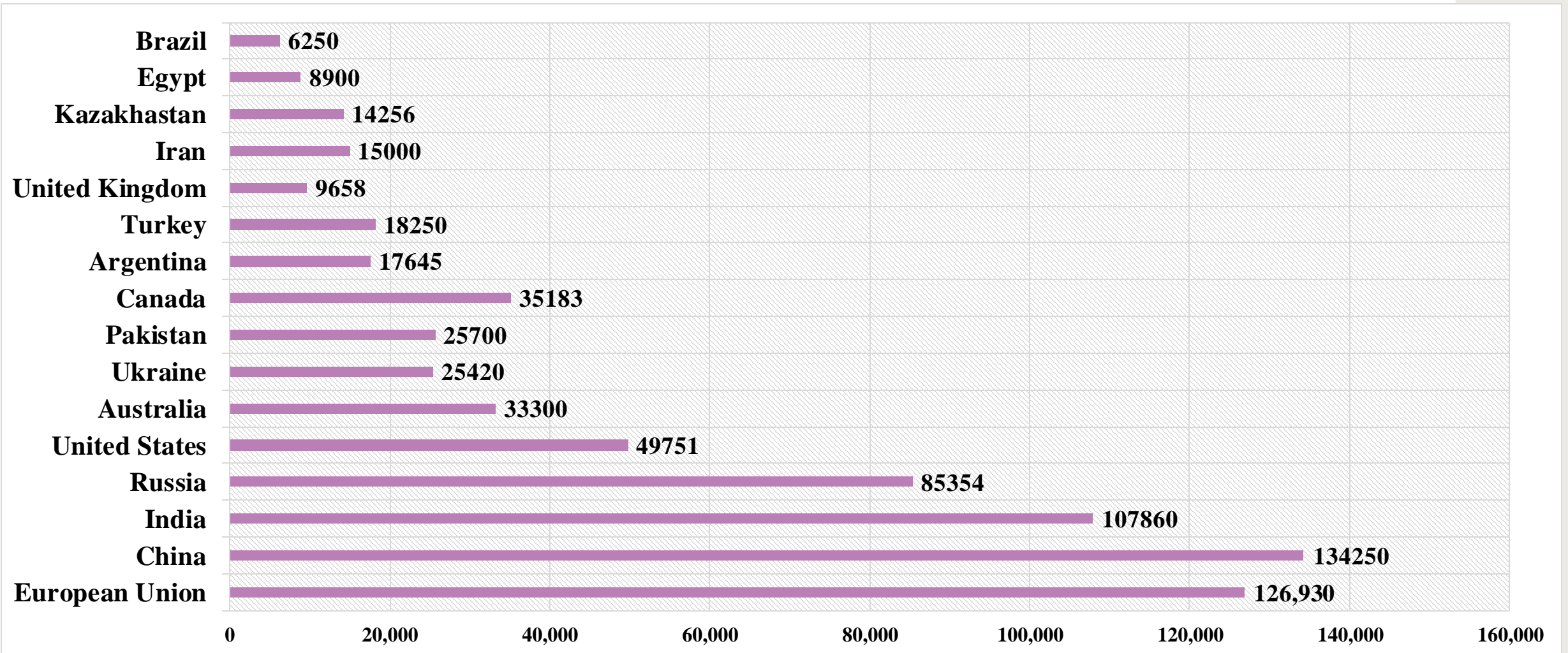
Ayub Agricultural Research Institute (AARI),
Faisalabad

LEADING COTTON-PRODUCING COUNTRIES WORLDWIDE IN 2020/2021 (IN 1,000 METRIC TONS)



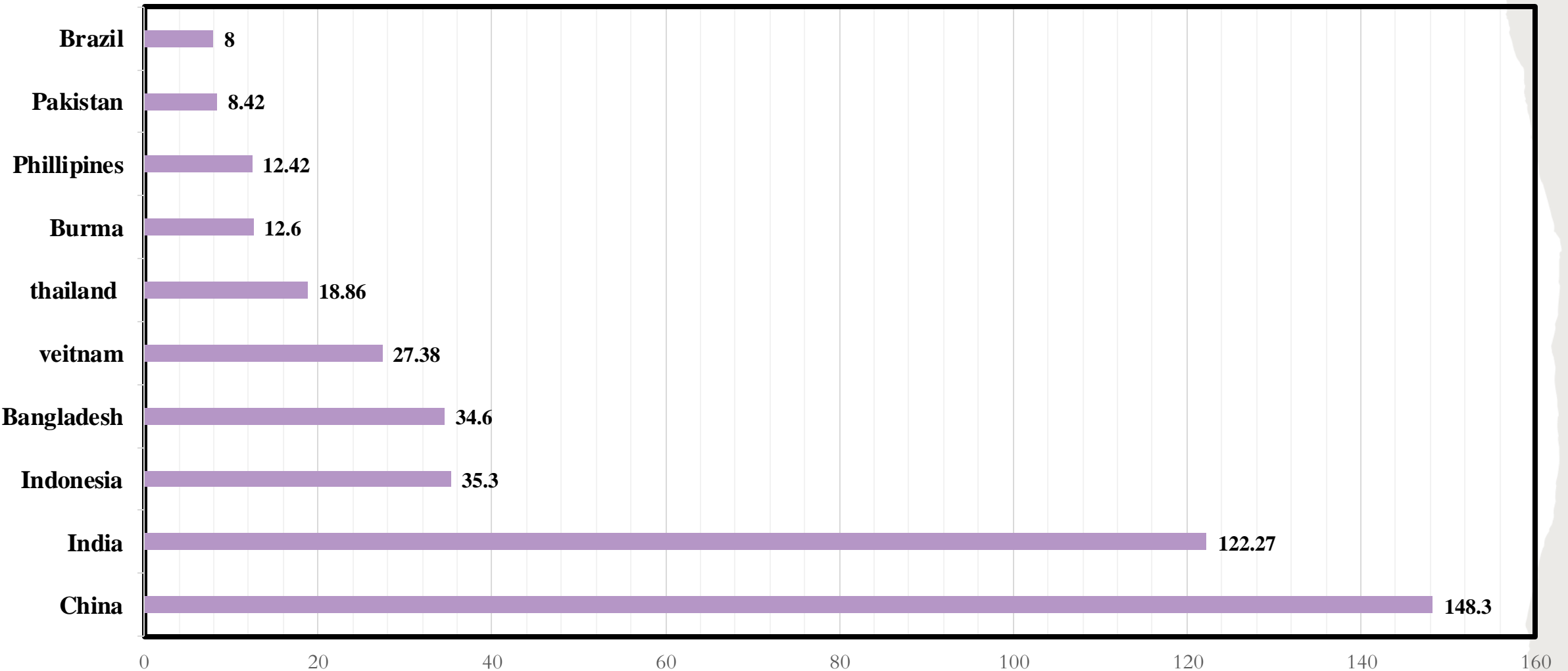
Source: Statista 2022

LEADING WHEAT-PRODUCING COUNTRIES WORLDWIDE IN 2020/2021 (IN 1,000 METRIC TONS)



Source: Statista 2022

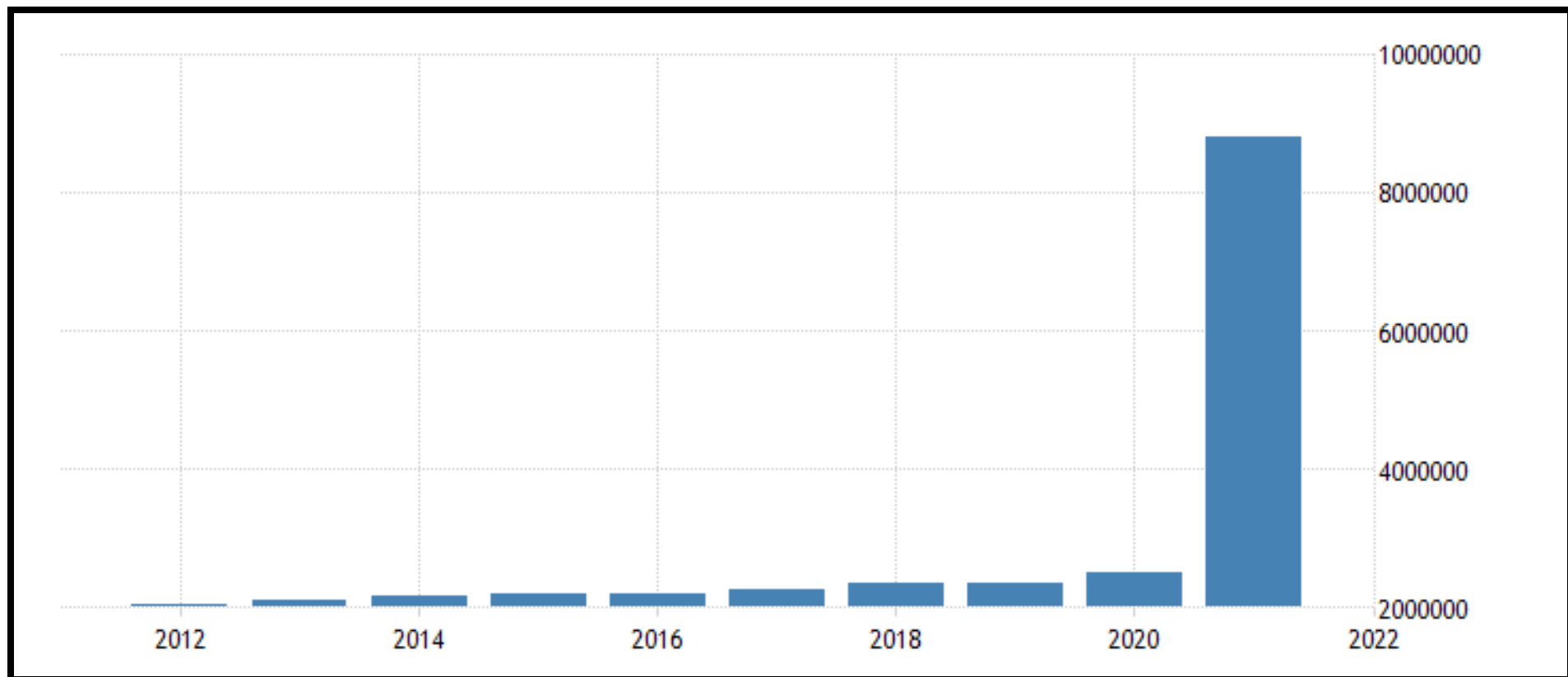
LEADING COUNTRIES BASED ON THE PRODUCTION OF MILLED RICE IN 2020/2021 (IN MILLION METRIC TONS)



Source: Statista 2022

PAKISTAN GDP FROM AGRICULTURE

GDP From Agriculture in Pakistan increased to 8791447 PKR Million in 2021 from 2502181 PKR Million in 2020



Source: Statista 2022

LIVESTOCK

- Livestock having a share of **60.56 percent** in agriculture and **11.69 %** in GDP achieved the growth at **2.58 %** in **2019-2020**.
- Livestock having a share of **60.07 %** in agriculture and **11.53 %** in GDP achieved a growth of **3.06 percent** in **2020-2021**.
- Livestock having a share of **61.9 %** percent in agriculture and **14.04** percent in GDP, recorded a growth of **3.26 percent** in **2021-22** compared to **2.38 percent** during the same period last year.

Sector	2019-20	2020-21	2021-22
Livestock	2.80	2.38	3.26

- Livestock is contributing approximately **61.9 %** of agriculture value-added and **14.0 %** to the national GDP during **2021-22**.
- Animal husbandry is the most significant economic activity of the dwellers of rural areas of Pakistan.
- More than **8 million** rural families are engaged in livestock production and are deriving around **35- 40 %** of their income from this sector.
- Gross value addition of livestock has increased from **Rs 5,269 billion (2020-21)** to **Rs 5,441 billion (2021-22)**, showing an increase of **3.26 % (2015-16)**

ESTIMATED LIVESTOCK POPULATION (MILLION NOS)

The national herd population of livestock for the last three years is given in Table Estimated Livestock Population (Million Nos.)

Specie	2019-20	2020-21	2021-22
Cattle	49.6	51.5	53.4
Buffalo	41.2	42.4	43.7
Sheep	31.2	31.6	31.9
Goat	78.2	80.3	82.5
Camel	1.1	1.1	1.1
Horses	0.4	0.4	0.4
Asses	5.5	5.6	5.7
Mules	0.2	0.2	0.2

ESTIMATED LIVESTOCK PRODUCTS PRODUCTION

Products	Units	2019-20 ¹	2020-21 ¹	2021-22 ¹
Eggs	Million Nos.	20,133	21,285	22,512
Hides	000 Nos.	18,139	18,751	19,384
Cattle	000 Nos.	9,405	9,759	10,127
Buffalo	000 Nos.	8,622	8,878	9,142
Camels	000 Nos.	112	114	115
Skins	000 Nos.	59,460	60,837	62,250
Sheep Skin	000 Nos.	11,807	11,947	12,088
Goat Skin	000 Nos.	30,129	30,946	31,784
Fancy Skin	000 Nos.	17,524	17,945	18,377
Lamb Skin	000 Nos.	3,507	3,548	3,590
Kid Skin	000 Nos.	14,017	14,397	14,787
Wool	000 Tonnes	47.3	47.9	48.4
Hair	000 Tonnes	29.4	30.2	31.0
Edible Offal's	000 Tonnes	440	452	465
Blood	000 Tonnes	73.1	75.0	77.0
Casings	000 Nos.	60,069	61,461	62,888
Guts	000 Nos.	19,280	19,929	20,599
Horns & Hooves	000 Tonnes	64.3	66.2	68.2
Bones	000 Tonnes	961.0	990.3	1,020.7
Fats	000 Tonnes	304.5	313.6	322.9
Dung	000 Tonnes	1,362	1,405	1,448
Urine	000 Tonnes	413	425	437
Head & Trotters	000 Tonnes	274.6	282.4	290.4
Ducks, Drakes & Ducklings	Million Nos.	0.38	0.37	0.35

Source: Ministry of National Food Security & Research

TO IMPROVE SERVICE DELIVERY

- Increasing per animal productivity, via a number of measures including genetic improvement, cross-breeding, and compliance to international standards.
- Increasing the coverage and results of extension services.
- Improving animal husbandry.
- Improving regulation in the livestock sector and focusing on the transformation of livestock business from subsistence to commercial ventures.

CONTI...

- Developing and implementing a Livestock Export Strategy.
- Providing nutritious food and improving the quality of semen.
- Bringing livestock farmers into the formal sector through collective services.
- Adoption of modern techniques such as e-monitoring while encouraging farmers to use modern technology.
- Adoption of revolving fund measures to decrease reliance on the 'gawala' system.

Source [Livestock Punjab, Government of The Punjab](#)
Powered by: [Punjab Information Technology Board](#)

CONCLUSIONS

- The agriculture sector contributes **19.3%** of GDP of Pakistan, which consumes **46%** of direct workforce, coming from **67%** of the population.
- Out of agriculture, the share of livestock sector is **60.6%**. However, the headcount involved in both sectors is same as livestock and agriculture supplement each other in the rural landscape.
- Livestock's value exceeds the combined value of all the major and minor crops by about **6.1%**. The share of livestock products in the generation of foreign exchange is about 13%.
- More significantly, livestock is an integral part (**30-40%**) of livelihood of about **30 to 35 million** rural farmers.

CONTI...

- Presently, the reported gross value addition of livestock stands at **Rs. 1466 billion**, whereas livestock share in export is **8.5%**.
- Poultry sector is one of the most vibrant sub-sectors of the livestock. The current investment in poultry industry is more than **Rs. 700 billion**.
- This industry is progressing at an impressive growth rate of **8% per annum** over last few years.
- Pakistan has become the **11th** largest poultry producer in the world with the production of 1163 million broilers annually.
- This sector provides employment (direct/indirect) to over **1.5 million people**.